

Công ty TNHH MTV Thương mại Công nghệ VI GO VIỆT.

meiji

Địa chỉ: 181C, Tổ 2, Khu Phố 3, Phường Long Bình, Biên Hòa, Đồng Nai.

Điện thoại: 0251.2222.135 - Di động: 0938.010.892 - 0988.305.300

Email: vigoviet@gmail.com, MST: 3603113168

Website: <http://sungsondongnai.com> hoặc <http://vigoviet.com> hoặc <http://airbrush.com.vn>

SPRAY GUN CATALOGUE



MEIJI AIR COMPRESSOR MFG. CO., LTD. JAPAN

Meiji's Lineup of Advanced Spray Guns

Spray painting directly affects the global environment and there is a great need to make this type of work environmentally friendly. As Japan's oldest manufacturer of spray painting equipment, Meiji combines extensive know-how and the latest technologies with demanding quality control to develop spray guns offering exceptional atomization and adhesion efficiency. Lightweight and well-balanced, Meiji spray guns are both people-friendly and environment-friendly. A full lineup of models meets virtually any need.

Protecting the Global Environment...

F110/F210 Series

Multipurpose

In addition to a straight pattern for multipurpose painting, this series offers a tulip pattern for both small (F110) and large (F210) high-grade painting applications. Furthermore, a semi-tulip pattern is added for F110. Select the perfect model for any type of paint and painting conditions. Designed to maximize the air circuit, these spray guns prevent pressure loss for improved atomization at lower pressure.



F410 Series

Center cup type



This series offers low volume medium pressure (LVMP) in beautiful atomization and better transfer efficiency. Also, beautiful gun body with chrome plating brings long lasting and easy cleaning. Furthermore, easy operation is available by reducing trigger load with lower resistance packing. You can find out a suitable model in many kinds of nozzle bore and air cap.

F-ZERO Series


Automotive refinishing

F-ZERO (Automotive refinishing spray gun) has been developed in the "匠(TAKUMI) Meister Project" as the successor model of FINER.

What is the heart of an automotive refinishing spray gun? Meiji has pursued the essence and gone back to our basics. We reevaluated the know-how for more than 90 years since we developed the first domestic spray gun in Japan.

F-ZERO series realize ideal spraying quality by optimizing particle and flow control with our latest technology. We proudly announce F-ZERO series as tools which are uniquely suited for both the techniques and the sensibilities of paint matters.

Paint masters can take their work to an unprecedented level when they work with a tool meticulously crafted for them.



F110L/A110L Series

Low-pressure atomization



This series offers exceptional atomization at a very low air cap internal pressure (0.07MPa(10PSI) for pressure feed and 0.05MPa(7PSI) for suction or gravity feed), featuring less spattering and splashback, reduced paint consumption, and an improved work environment. The series is well-balanced and shaped to fit comfortably in the hand. The beautiful surface finishing provides excellent wear and corrosion resistance.

The Series also includes automatic spray guns. High transfer efficiency and low spattering make them people-friendly and environment-friendly while lowering costs.

MEIJI AIR COMPRESSOR MFG. CO., LTD. founded in 1924 in Japan is well known as a top-brand of air compressor and spray gun not only in domestic market but also overseas. We believe our high quality spray guns will satisfy any of your demand.



Our Full Lineup of Meiji Spray Guns Meets Virtually Any Need.

Model Number Code Key

Gun body type

- F110 : Small spray guns
- F210 : Large spray guns
- F410 : Center cup type large spray guns
- F-ZERO : Automotive refinishing spray guns
- FINER II : Automotive refinishing spray guns
- F110L : Low-pressure atomization spray guns:
- F55 : Compact spray guns

F110-G13T

Pattern shape or type

Nozzle bore size
Two-digit number indicates the bore size of the nozzle, omitting the decimal point.

Paint feed system

- P : Pressure
- S : Suction
- G : Gravity

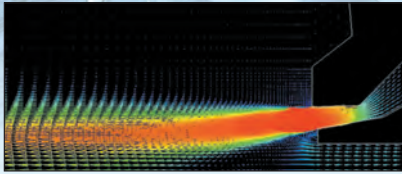
Guide for Selecting a Hand Spray Gun

● : Ideal ○ : Possible

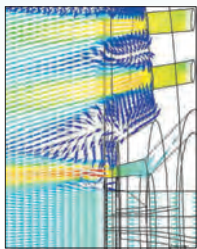
Type of paint Object painted	Urethane			Lacquer enamel		Phthalic lithin	Acrylic	Epoxy	Polyester	Adhesive	Porcelain enamel	Paint viscosity			Size of object painted		
	Auto- mobiles	Metal	Wood	Metal	Wood	Metal	Metal	Metal	Wood	Wood		Low	Medium	High	Small	Medium	Large
Model No.																	
F-ZERO-P	●	●	●	●	●		●	●				↑	↑		↑	↑	
F110-P08P	●	●	●	●	●		●	●				↑	↑		↑	↑	
P10P	○	●	●	●	●		●	●				↑	↑		↑	↑	
P13P	○	○	○				●	○				↑	↑		↑	↑	
P15P							●					↑	↑		↑	↑	
F110-S10				●	●		○					↑	↑		↑	↑	
S13	○	○	○	●	●		●	○				↑	↑		↑	↑	
S15	○	○	●	●	●		●	●				↑	↑		↑	↑	
S20					●	○		○				↑	↑		↑	↑	
F110-S10T	●			○	○		○					↑	↑		↑	↑	
S13T	●	●	○	○	○		●	○				↑	↑		↑	↑	
S15T	●	●	●	○	○		●	●				↑	↑		↑	↑	
S20T			●		●			○				↑	↑		↑	↑	
F110-S13ST		●	○	○	○		●	○				↑	↑		↑	↑	
S15ST		●	●	○	○		●	●				↑	↑		↑	↑	
F110-G10				●	●		○					↑	↑		↑	↑	
G13	○	○	○	●	●	○	●	○				↑	↑		↑	↑	
G15	○	○	●	●	●		●	●				↑	↑		↑	↑	
G20			●		●			○				↑	↑		↑	↑	
F110-G10T	●			○	○		○					↑	↑		↑	↑	
G13T	●	●	○	○	○		●	○				↑	↑		↑	↑	
G15T	●	●	●	○	○		●	●				↑	↑		↑	↑	
G20T			●		●			○				↑	↑		↑	↑	
F110-G13ST	●	●	○	○	○		●	○				↑	↑		↑	↑	
G15ST	●	●	●	○	○		●	●				↑	↑		↑	↑	
F110-G08R				○	○						●	↑	↑	↓	↑	↑	
G25R												↑	↑	↓	↑	↑	
F210-P12P	●	●	●	○	○	●	●	●				↑	↑		↑	↑	↑
P15P			●			●		○		○		↑	↑		↑	↑	↑
P20P									●			↑	↑		↑	↑	↑
P25P										●		↑	↑		↑	↑	↑
F210B-P30P											●	↑	↑		↑	↑	↑
F210-S15	○	○	●	●	●		●	○				↑	↑		↑	↑	↑
S20	○	○	●	●	●	●	●	●				↑	↑		↑	↑	↑
S25						○						↑	↑		↑	↑	↑
F210B-S30									○	●		↑	↑		↑	↑	↑
F210-S15T	●	●	●	○	○		●	○				↑	↑		↑	↑	↑
S20T	○	●	●	○	○	○	●	●				↑	↑		↑	↑	↑
S25T									●	●		↑	↑		↑	↑	↑
F-ZERO	●											↑	↑		↑	↑	↑
FINER II PLUS	●											↑	↑		↑	↑	↑

• For the various types of synthetic resin paints, pay careful attention to the viscosity, drying time and other conditions.
• Replacement of a few parts allows some models to be used for porcelain enamel.

State-of-the-art Hand Spray Gun based on customer satisfaction



New atomizing system
Improving the spray finishing
by optimum air flow



High transfer efficiency
Heavy duty
Excellent handling



Realizing high quality paint film by optimum spraying paint volume.

Stable air flow vastly realizes the prevention of air pressure lost.

Reduction of paint consumption, and small air consumption in saving energy.

Optimum air flow brings the reduction of paint adhesion to air cap set.

Easy handling with optimum weight balance and light weight.

Reduction of trigger load, and improvement of usability with lower resistance packing.

Waterborne compatibility.

Improvement of parts durability.

Addition of Semi-tulip pattern.

Each nozzle bore size has its own air cap set.

Air cap sets for suction, gravity, and pressure type are interchangeable in the same fluid nozzle bore size.

Special air cap designed specifically for touch-up work (F110-S13ST, F110-S15ST, F110-G13ST, F110-G15ST)

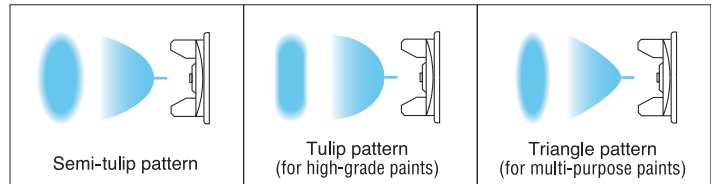
Designed specifically for touch-up work to provide the ideal spray for painting small to medium-sized areas.

Special air cap 10PMAS is ideal for spraying pressure at 0.4MPa(58PSI) in the line painting.

Stainless steel passage for waterborne compatibility.

(F110-P0810PMAS, F110-P10PMAS)

Designated specially for line painting work to provide beautiful finishing in higher atomization and wider pattern width.



F110 Series (Small spray guns)

Model No.	Paint feed system	Nozzle bore mm(in)	Standard air cap	Spraying pressure MPa(PSI)	Spraying distance mm(in)	Air consumption L/min(cfm)	Paint spraying volume mL/min	Maximum effective pattern width mm(in)	Pattern shape	Required compressor output kW	Weight g (lbs)(oz)	Standard paint cup
F110-P08P	Pressure	0.8(0.031)	08P	0.25(36)	200(7.874)	220(7.8)	180	230(9.055)	Tulip	1.5 or more	293 (0.65) (10.3)	Paint pressure feed tanks, diaphragm paint pumps
F110-P10P		1.0(0.039)	10P			230(8.1)	245	240(9.449)				
F110-P13P		1.3(0.051)	13P			280(9.9)	310	270(10.630)				
F110-P15P		1.5(0.059)	15P	290(10.2)	330	275(10.827)						
F110-P0810PMAS		0.8(0.031)	10PMAS	0.4(58)	300(11.811)	340(12.0)	175	245(9.646)				
F110-P10PMAS		1.0(0.039)	10PMAS			340(12.0)	230	260(10.236)				
F110-S10	Suction	1.0(0.039)	10	0.25(36)	200(7.874)	110(3.9)	90	130(5.118)	Triangle	0.4 or more	293 (0.65) (10.3)	7SB 10SB-2 7SLB 10SLB-2
F110-S13		1.3(0.051)	13			140(4.9)	130	160(6.230)				
F110-S15		1.5(0.059)	15			160(5.6)	160	170(6.693)				
F110-S20		2.0(0.079)	20			175(6.2)	210	185(7.283)				
F110-S10T	Suction	1.0(0.039)	10T	0.2(29)	200(7.874)	170(6.0)	75*	160(6.230)*	Tulip	1.5 or more	293 (0.65) (10.3)	7SB 10SB-2 7SLB 10SLB-2
F110-S13T		1.3(0.051)	13T			200(7.1)	125*	180(7.087)*				
F110-S15T		1.5(0.059)	15T			215(7.6)	150*	185(7.283)*				
F110-S20T		2.0(0.079)	20T			225(7.9)	180*	210(8.268)*				
F110-S13ST		1.3(0.051)	13ST			215(7.6)	150	160(6.230)				
F110-S15ST	1.5(0.059)	15ST	225(7.9)	180	170(6.693)							
F110-G10	Gravity	1.0(0.039)	10	0.25(36)	200(7.874)	110(3.9)	95	140(5.512)	Triangle	0.4 or more	293 (0.65) (10.3)	1G-2U, 2GD, 4GD 4GF-U, 4GB-U 4GPA-U, 4G-TA
F110-G13		1.3(0.051)	13			140(4.9)	150	170(6.693)				
F110-G15		1.5(0.059)	15			160(5.6)	180	180(7.087)				
F110-G20		2.0(0.079)	20			175(6.2)	260	195(7.677)				
F110-G10T	Gravity	1.0(0.039)	10T	0.2(29)	200(7.874)	170(6.0)	90*	180(7.087)*	Tulip	1.5 or more	293 (0.65) (10.3)	1G-2U, 2GD, 4GD 4GF-U, 4GB-U 4GPA-U, 4G-TA
F110-G13T		1.3(0.051)	13T			200(7.1)	160*	210(8.268)*				
F110-G15T		1.5(0.059)	15T			215(7.6)	180*	215(8.465)*				
F110-G20T		2.0(0.079)	20T			225(7.9)	235*	240(9.449)*				
F110-G13ST		1.3(0.051)	13ST			215(7.6)	180	180(7.087)				
F110-G15ST	1.5(0.059)	15ST	225(7.9)	205	190(7.480)							
F110-G08R	Gravity	0.8(0.031)	08R	0.25(36)	200(7.874)	75(2.6)	55	35(1.378)	Round	0.4 or more	293 (0.65) (10.3)	1G-2U, 2GD, 4GD 4GF-U, 4GB-U 4GPA-U, 4G-TA
F110-G25R		2.5(0.098)	25R			155(5.5)	320	50(1.969)		1.5 or more		

- Paint viscosity should be 20 seconds for lacquer enamel using a Meiji model V-1 viscosity cup. • Feed pressure should be 0.08MPa(12PSI) for P types.
- The values marked with * should be obtained using automotive refinishing paint with a paint viscosity of 12 seconds and a Meiji model V-1 viscosity cup.
- Air and paint inlet : G1/4 • Left handed type is available in F110-G type. For more information, please contact your local distributor or us.

Air cap selection guide for F110 series

Air cap	10	13	15	20	13ST	15ST	10T	13T	15T	20T	08P	10P	13P	15P	08R	25R
Nozzle bore mm	0.8	○	○	○	○	○	○	○	○	○	○	○	○	○	○	○
	1.0	—	○	○	○	○	—	○	○	○	○	—	○	○	○	○
	1.3	×	—	○	○	—	○	×	—	○	×	×	—	○	×	○
	1.5	×	○	—	○	—	×	○	—	○	×	×	○	—	×	○
	2.0	×	○	○	—	○	×	○	○	—	×	×	○	○	×	○
	2.5	×	×	×	×	×	×	×	×	×	×	×	×	×	×	—


- Suction and gravity type are interchangeable for pressure type and vice versa.
- Spraying paint volume and air consumption are adjusted by changing air cap set and fluid nozzle.
- Mark ○ stands for interchangeable.



F110-P



F110-S
with 7SB paint cup



F110-G
with 4GD paint cup



F110-GR
with 4GD paint cup



F210-P



F210-S
with 10SC paint cup

F-ZERO-P

Special air cap Type P comes from automotive refinishing gun F-Zero in finer atomization system. Realizing ideal atomization and wider pattern in smaller air consumption.

*Paint cup should be ordered separately.

F-ZERO Series (Small spray guns)

Model No.	Paint feed system	Nozzle bore mm(in)	Standard air cap	Spraying pressure MPa(PSI)	Spraying distance mm(in)	Air consumption L/min(cfm)	Paint spraying volume mL/min	Maximum effective pattern width mm(in)	Pattern shape	Required compressor output kW	Weight g(lbs)(oz)	Standard paint cup
F-ZERO-P08	Pressure	0.8(0.031)	Type P	0.2(29)	200(7.874)	240(8.5)	160	220(8.661)	Tulip	1.5 or more	295 (0.65) (10.4)	Paint pressure feed tanks, diaphragm paint pumps
F-ZERO-P10		1.0(0.039)				240(8.5)	250	280(11.024)				
F-ZERO-P13		1.3(0.051)				230(8.1)	340	320(12.598)				

- Paint viscosity should be 20 seconds for lacquer enamel using a Meiji model V-1 viscosity cup.
- Feed pressure should be 0.08MPa(12PSI) for P types.
- Air and paint inlet : G1/4

F210 Series (Large spray guns)

Model No.	Paint feed system	Nozzle bore mm(in)	Standard air cap	Spraying pressure MPa(PSI)	Spraying distance mm(in)	Air consumption L/min(cfm)	Paint spraying volume mL/min	Maximum effective pattern width mm(in)	Pattern shape	Required compressor output kW	Weight g(lbs)(oz)	Standard paint cup
F210-P12P	Pressure	1.2(0.047)	12P	0.25(36)	250(9.843)	335(11.8)	530	350(13.780)	Tulip	2.2 or more	391 (0.86) (13.8)	Paint pressure feed tanks, diaphragm paint pumps
F210-P15P		1.5(0.059)	15P			345(12.2)	880	370(14.567)				
F210-P20P		2.0(0.079)	20P			375(13.2)	1,280	400(15.748)				
F210-P25P		2.5(0.098)	25P			410(14.5)	1,710	420(16.535)				
F210B-P30P		3.0(0.118)	30P			420(14.8)	1,940	440(17.323)				
F210-S15	Suction	1.5(0.059)	15	0.25(36)	250(9.843)	170(6.0)	205	220(8.661)	Triangle	1.5 or more	391 (0.86) (13.8)	10SC 10SLB
F210-S20		2.0(0.079)	20			220(7.8)	285	280(11.024)				
F210-S25		2.5(0.098)	25			275(9.7)	350	300(11.811)				
F210B-S30		3.0(0.118)	30			320(11.3)	360	300(11.811)				
F210-S15T	Suction	1.5(0.059)	15T	0.25(36)	250(9.843)	250(8.8)	220	300(11.811)	Tulip	2.2 or more	391 (0.86) (13.8)	10SC 10SLB
F210-S20T		2.0(0.079)	20T			280(9.9)	265	310(12.205)				
F210-S25T		2.5(0.098)	25T			335(11.8)	325	320(12.598)				

- Paint viscosity should be 20 seconds for lacquer enamel using a Meiji model V-1 viscosity cup.
- Feed pressure should be 0.08MPa(12PSI) for P types.
- The paint spraying volume and maximum effective pattern width indicated for T types should be determined using urethane-based automotive repair paint with a viscosity of 12 seconds and a Meiji model V-1 viscosity cup.
- Air inlet : G1/4, paint inlet : G3/8

Air cap selection guide for F210 series

Air cap	15	20	25	30	15T	20T	25T	12P	15P	20P	25P	30P
Nozzle bore mm	1.2	○	○	○	○	○	○	—	○	○	○	○
	1.5	—	○	○	○	○	○	○	—	○	○	○
	2.0	x	—	○	○	○	○	○	○	—	○	○
	2.5	x	○	—	○	x	○	—	x	○	—	○
	3.0	x	x	○	—	x	○	○	x	x	x	○

- Suction type in the same nozzle size are interchangeable for pressure type and vice versa.
- Spraying paint volume and air consumption are adjusted by changing air cap set and fluid nozzle.
- Mark ○ stands for interchangeable.

HAND SPRAY GUNS

F410Series

High performance Well-balanced Beautiful finishing

Beautiful finishing in thin and uniform paint film with wider spraying pattern.

Reducing spray air pressure to 0.25MPa. (36PSI).

Well balanced body of weight only 415g (0.91lbs, 14.6oz).

Ergonomic curved grip.

Reduction of trigger load with lower resistance packing.

Beautiful gun body with chrome plating for long lasting and easy maintenance.

Wide range model which can satisfy any demands.

Stainless steel passage for waterborne compatibility.

CE and Atex certifications approved.

HVLP type also available from fluid nozzle orifice of 1.3-1.5mm(0.051-0.059in).



CE

F410-G
with 6CP paint cup

*Paint cup should be ordered separately.

Model No.	Paint feed system	Nozzle bore mm(in)	Standard air cap	Spraying pressure MPa(PSI)	Spraying distance mm(in)	Air consumption L/min(cfm)	Air pressure inside air cap Mpa(PSI)	Paint spraying volume mL/min	Maximum effective pattern width mm(in)	Pattern shape	Connection inlet	Weight g (lbs)(oz)	Standard paint cup
F410-G10EV	Gravity	1.0(0.039)	10EV	0.25 (36)	250 (9.843)	270(9.5)	-	115	200(7.874)	Tulip	for air : G1/4 for paint : G3/8	415 (0.91)(14.6)	6CP
F410-G12EV		1.2(0.047)	12EV					160	220(8.661)				
F410-G13EV		1.3(0.051)	13EV					190	240(9.449)				
F410-G14EV		1.4(0.055)	14EV					205	245(9.646)				
F410-G15EV		1.5(0.059)	15EV					235	250(9.843)				
F410-G18EV		1.8(0.071)	18EV					295	285(11.221)				
F410-G20EV		2.0(0.079)	20EV					315	330(12.992)				
F410-G25EV		2.5(0.098)	25EV					385	340(13.386)				
F410-G10EVW	Gravity	1.0(0.039)	10EVW	0.25 (36)	250 (9.843)	315(11.1)	-	115	250 (9.843)	Tulip	for air : G1/4 for paint : G3/8	415 (0.91)(14.6)	6CP
F410-G12EVW		1.2(0.047)	12EVW					160	280(11.024)				
F410-G13EVW		1.3(0.051)	13EVW					195	300(11.811)				
F410-G14EVW		1.4(0.055)	14EVW					215	310(12.205)				
F410-G15EVW		1.5(0.059)	15EVW					245	320(12.598)				
F410-G13SP	Gravity	1.3(0.051)	SP	0.2 (29)	200 (7.874)	295(10.4)	-	155	300(11.811)	Tulip	for air : G1/4 for paint : G3/8	415 (0.91)(14.6)	6CP
F410-G14SP		1.4(0.055)						175	310(12.205)				
F410-G13HVLP	Gravity	1.3(0.051)	HVLP	0.2 (29)	200 (7.874)	385(13.6)	0.07(10)	135	265(10.433)	Tulip	for air : G1/4 for paint : G3/8	415 (0.91)(14.6)	6CP
F410-G14HVLP		1.4(0.055)						140	270(10.629)				
F410-G15HVLP		1.5(0.059)						145	275(10.827)				

● Paint viscosity should be 20 seconds for lacquer enamel using Meiji V-1 viscosity cup.

AUTOMOTIVE REFINISHING SPRAY GUNS

FINERSeries



Light weight and balanced concept Spray Gun

FINER II PLUS

Fine atomization and flat surfaces

Evolution model of FINER II.

It is possible to spray wide range between touch-up & block paint due to adjusting spraying pattern width. New design of air cap and fluid nozzle realizes higher atomization.

FINER II PLUS
with 4GF-U paint cup

FINER SPOT

Ideal for touch-up in small area. Simple and compact body realizes light weight.

FINER SPOT-G12
with 1G-2U paint cup

*Paint cup should be ordered separately.

Model No.	Paint feed system	Nozzle bore mm(in)	Spraying pressure MPa(PSI)	Spraying distance mm(in)	Air consumption L/min(cfm)	Paint spraying volume mL/min	Maximum effective pattern width mm(in)	Pattern shape	Required compressor output kW	Weight g (lbs)(oz)	Standard paint cup
FINER II PLUS	Gravity	1.4(0.055)	0.2(29)	200(7.874)	220(7.8)	140	300(11.811)	Tulip	1.5 or more	295 (0.65)(10.4)	1G-2U, 2GD
FINER SPOT-G12		1.2(0.047)	0.15(22)	150(5.906)	80(2.8)	75	190(7.480)	Tulip	0.75 or more	167 (0.37)(5.9)	4GD, 4GF-U, 4GB-U 4GPA-U, 4G-TA

● Paint viscosity should be 12 seconds for high solid 1k base using Meiji model V-1 viscosity cup. ● Air and paint inlet : G1/4.

● Left handed type is available in FINER II PLUS. For more information, please contact your local distributor or us.

AUTOMOTIVE REFINISHING SPRAY GUNS


F-ZERO Series

F-ZERO Series




F-ZERO Type B *Thick gloss paint layer*

"Type B" offers smooth surfaces, mirror finishes and luster. It is designed to maximize the performance in the painting style that the thicker layers of coating (i.e., clear coat, solid coat and solid clear coat) utilize by requiring fewer passes of paint. High paint spraying volume and the finest level of atomization are harmonized in Type B.



- Thick gloss layer covering long range
- Ideal for clear and solid coat
- Natural tulip (U shaped) spray pattern




Type B

F-ZERO Type T *Fine atomization and flat surfaces*

"Type T" creates the finest atomization and less irregular surfaces. It is suitable for metallic and pearl base coat paints which require a painter to create a high luminance mirror finish. It is designed for painters who prefer to spray from a short distance in order to create a thinner layer of metallic or pearl paint.



- Easy operation to overlaying several layers of paint from short spraying distance
- Suitable for creating thin mirror finish
- Tulip (Sharp U shaped) spray pattern
- Realize fine atomization at low pressure and volume
- Suitable for tint gradation spray




Type T


F-ZERO Type R *Thin mirror finish*

"Type R" is a SVLP (Small Volume Low Pressure) spray gun. The spraying pattern shape features color reproducibility, which is required for a color base coat, and granular quality for metallic and pearl base coats.

The ease of use of the Type R makes it suitable for users at all levels of spraying skill.



- Compact pattern shape with clear outline realizes easy operation to create even mirror finish when spraying distance is unstable.
- Natural tulip (U shaped) spray pattern contributes to easy overlay in any precision or rough adjustment.



Type R

F-ZERO-S Type T

Fine atomization and flat surfaces

This is a special body circuit for suction type, and it realizes same performance as gravity type. It is possible to use large paint cup and to paint wide area easily.

Suction type

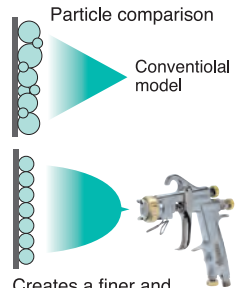
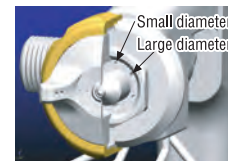
F-ZERO-S Type T



*Paint cup should be ordered separately.

PARTICLE CONTROL : Type B **Industry's First**


Deliberate irregular-sized air ports vary speed and amount of air creating a turbulent air flow: This enhances the shearing power for atomization.



Creates a finer and homogeneous spray mist.

FLUID CONTROL : Type B

Type B is equipped with 1.6mm(0.063in) fluid nozzle, which is wider for its fluid spraying volume (equivalent to the volume for conventional 1.4mm(0.055in) fluid nozzle). Smaller fluid spraying volume for wider bore creates a smooth delivery for high viscosity fluid for clear coating. Well-controlled spraying nozzle tip is tapered and long in order to gain spraying air volume by making the slit between the nozzle and air cap wider. The long nozzle tip prevents fluid puddles.



ECO-FRIENDLY : Type B **Industry's First**

Type B is equipped with a 1.6mm(0.063in) bored nozzle which reduces fluid resistance in order to stabilize fluid spraying volume while using high viscosity fluid. High viscosity fluid can be delivered smoothly through the wider fluid circuit without dilution. This leads to reduction of paint thinner and contributes to VOC emission reduction. Type B is designed to comply with environmentally responsible fluids.



COMPATIBLE with WATERBORNE **Industry's First**

Mirror polished stainless steel in the nipple and nozzle passage realizes smoother delivery of fluid. This leads to improvement in both washability and the prevention of paint adhesion.



Fluid nozzle Nipple

GUN STAND

Our original gun stand is equipped, and it is possible for gun to stand by itself. Also, with preventing the scratches of nozzle tip and air cap, it avoids the deformation of spraying pattern.



Model No.	Paint feed system	Nozzle bore mm(in)	Spraying pressure MPa(PSI)	Spraying distance mm(in)	Air consumption L/min(cfm)	Paint spraying volume mL/min	Maximum effective pattern width mm(in)	Pattern shape	Required compressor output kW	Weight g (lbs)(oz)	Standard paint cup
F-ZERO Type B	Gravity	1.6(0.063)	0.2(29)	200(7.874)	215(7.6)	190	280(11.024)	Natural Tulip	1.5 or more	295 (0.65)(10.4)	1G-2U, 2GD, 4GD 4GF-U, 4GB-U 4GPA-U, 4G-TA
F-ZERO Type T		1.4(0.055)		200(7.874) 150(5.906)	196(6.9)	140	260(10.236) 220(8.661)	Tulip			
F-ZERO Type R	Gravity	1.4(0.055)	0.2(29)	200(7.874)	180(6.4)	145	250(9.843)	Natural Tulip	1.5 or more	295 (0.65)(10.4)	7SB, 7SLB 10SB-2, 10SLB-2
F-ZERO-S Type T		Suction		1.4(0.055)	200(7.874)	230(8.1)	120	220(8.661)			

- Paint viscosity should be 12 seconds for high solid 1k base using Meiji model V-1 viscosity cup.
- Fluid adjusting valve opening position : Open 4 turns (counter clockwise). ● Air and paint inlet : G1/4.
- Left handed type is available in F-ZERO gravity type. For more information, please contact your local distributor or us.

LOW-PRESSURE ATOMIZATION HAND SPRAY GUNS

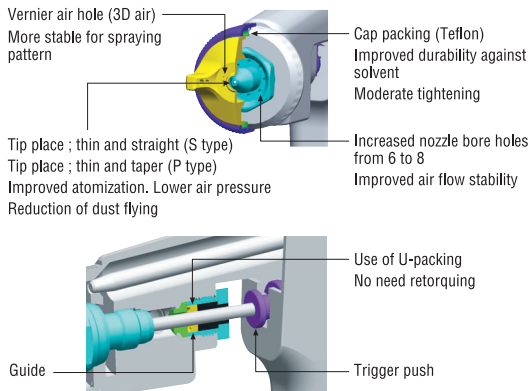
F110L Series



F110L-P

F110L-S with 7SB paint cup

F110L-G with 4GB-U paint cup



*Paint cup should be ordered separately.

Concept and features of low-pressure atomizing spray guns

With a low-pressure atomizing spray gun, the air cap internal pressure is low and the air cap nozzle bore is large, so the airflow velocity drops immediately after the paint is released into the atmosphere.

This slows down the atomization rate, reducing splashback and realizing the high transfer efficiency.

As a result, paint consumption is reduced by about 15 to 30% compared with a multipurpose spray gun (Meiji product comparison).

Reducing spattering and splashback not only creates a better work environment, but also reduces spray booth maintenance.

Model No.	Paint feed system	Nozzle bore mm(in)	Spraying pressure MPa(PSI)	Air pressure inside cap MPa(PSI)	Spraying distance mm(in)	Air consumption L/min(cfm)	Paint spraying volume mL/min	Maximum effective pattern width mm(in)	Pattern shape	Required compressor output kW	Weight g (lbs)(oz)	Standard paint cup
F110L-P08LP	Pressure	0.8(0.031)	0.18(26)	0.07(10)	200(7.874)	345(12.2)	165	230(9.055)	Tulip	3.7 or more	308 (0.68)(10.9)	Paint pressure feed tanks, diaphragm paint pumps
F110L-P10LP		1.0(0.039)					225	250(9.843)				
F110L-P13LP		1.3(0.051)					320	270(10.630)				
F110L-S20LS	Suction	2.0(0.079)	0.15(22)	0.07(10)	200(7.874)	265(9.4)	110	270(10.630)	Tulip	3.7 or more	308 (0.68)(10.9)	7SB, 10SB-2 7SLB
F110L-G13LS	Gravity	1.3(0.051)	0.12(17)	0.05(7)	200(7.874)	235(8.3)	100	260(10.236)	Tulip	3.7 or more	308 (0.68)(10.9)	1G-2U, 2GD, 4GD 4GF-U, 4GB-U 4GPA-U, 4G-TA
F110L-G15LS		1.5(0.059)					115	270(10.630)				

• Paint viscosity should be 20 seconds for lacquer enamel using a Meiji model V-1 viscosity cup. • Feed pressure should be 0.08MPa(12PSI) for P types. • Air and paint inlet : G1/4

LOW-PRESSURE ATOMIZATION AUTOMATIC SPRAY GUNS

A110L Series

Use of 3D air

Exceptional atomization at a very low air cap internal pressure of 0.07MPa(10PSI).

3D air, whose air flow direction is diagonal, realizes more stable spraying pattern.

Higher transfer efficiency, low spattering, and environment-friendly while lowering cost.

Lower air pressure design realizes saving by about 30% in the air consumption and improving by about 10% of transfer efficiency. Furthermore, less spattering paint brings less paint volume and improvement of working environment.

Remote control compatible

Spraying pattern can be adjusted by remote control.

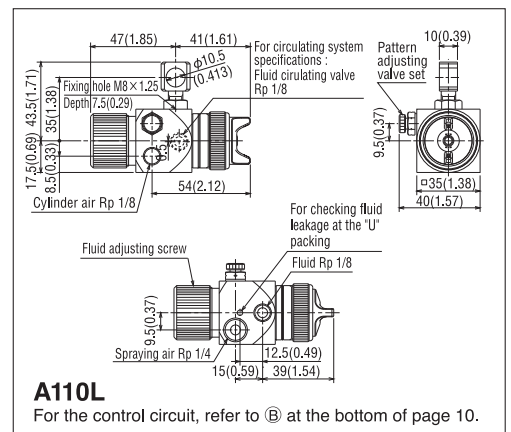
Tube fixtures

Commercially available fixtures are used for the air and paint connection ports for easier use.



A110L-P

Dimensions mm(in)



Model No.	Nozzle type	Paint feed system	Nozzle bore mm(in)	Spraying pressure MPa(PSI)	Air pressure inside cap MPa(PSI)	Spraying distance mm(in)	Air consumption L/min(cfm)	Paint spraying volume mL/min	Maximum effective pattern width mm(in)	Weight g (lbs)(oz)
A110L-P06LP	F110L	Pressure	0.6(0.023)	0.18(26)	0.07(10)	200(7.874)	345(12.2)	85	190(7.480)	206 (0.45)(7.3)
A110L-P08LP			0.8(0.031)					165	230(9.055)	
A110L-P10LP			1.0(0.039)					225	250(9.843)	
A110L-P13LP			1.3(0.051)					320	270(10.630)	

• Paint viscosity should be 20 seconds for lacquer enamel using a Meiji model V-1 viscosity cup. • Feed pressure should be 0.08MPa(12PSI).

• Circulation type is available. Please specify the circulation type on your order.

AUTOMATIC SPRAY GUNS

FA110/FA210/A110/A210 JA/SA/A55/AHS2A Series



New atomization system

(FA110, FA210, A110, A210, SA110)

Realizing high quality paint film by optimum spraying paint volume.

Lightweight and compact

The lightweight, compact design allows installation even in confined spaces.

Highly durable non-lubricated type

(FA110, FA210, A110, A210)

The use of a special "U" needle packing on the paint line improves durability and eliminates any need for lubrication. Durability is further improved by use of a Teflon needle packing on the air line.

Adaptable for remote control

(A110, A210) (This performance is option in FA type.)

The pattern can be adjusted (opened and closed) by remote control using compressed air.

Stainless steel passage for waterborne compatibility

(FA110, FA210)

Type	Model No.	Nozzle type	Paint feed system	Nozzle bore mm(in)	Standard air cap	Spraying pressure MPa(PSI)	Spraying distance mm(in)	Air consumption L/min(cfm)	Paint spraying volume mL/min	Maximum effective pattern width mm(in)	Pattern shape	Weight g (lbs/oz)	Main application			
With a built-in spraying air valve	FA110-P08P	F110	Pressure	0.8(0.031)	08P	0.25(36)	200(7.874)	220(7.8)	180	230(9.055)	Tulip	504 (1.11)(17.8)	Small object, low viscosity, top coating			
	FA110-P10P			1.0(0.039)	10P			230(8.1)	245	240(9.449)						
	FA110-P13P			1.3(0.051)	13P			280(9.9)	310	270(10.630)						
	FA110-P15P			1.5(0.059)	15P			290(10.2)	330	275(10.827)						
	FA210-P12P			1.2(0.047)	12P			335(11.8)	530	350(13.780)				Tulip	515 (1.14)(18.2)	Large object, low viscosity, top coating
	FA210-P15P			1.5(0.059)	15P			345(12.2)	880	370(14.567)						
	FA210-P20P			2.0(0.079)	20P			375(13.2)	1,280	400(15.748)						
FA210-P25P	2.5(0.098)	25P	410(14.5)	1,710	420(16.535)											
Multi-purpose	A110-P08P	F110	Pressure	0.8(0.031)	08P	0.25(36)	200(7.874)	220(7.8)	180	230(9.055)	Tulip	191 (0.42)(6.7)	Small object, low viscosity, top coating			
	A110-P10P			1.0(0.039)	10P			230(8.1)	245	240(9.449)						
	A110-P13P			1.3(0.051)	13P			280(9.9)	310	270(10.630)						
	A110-P15P			1.5(0.059)	15P			290(10.2)	330	275(10.827)						
	A210-P12P			1.2(0.047)	12P			335(11.8)	530	350(13.780)						
	A210-P15P	1.5(0.059)	15P	345(12.2)	880	370(14.567)	Tulip	248 (0.55)(8.7)	Large object, low viscosity, top coating							
	A210-P20P	2.0(0.079)	20P	375(13.2)	1,280	400(15.748)										
	A210-P25P	2.5(0.098)	25P	410(14.5)	1,710	420(16.535)										
	JA110-P08P	0.8(0.031)	08P	220(7.8)	180	230(9.055)				Tulip	143 (0.32)(5.0)	Small object, low viscosity				
	JA110-P10P	1.0(0.039)	10P	230(8.1)	245	240(9.449)										
JA110-P13P	1.3(0.051)	13P	280(9.9)	310	270(10.630)											
Semi-automatic	SA110-P15P	F110	Pressure	1.5(0.059)	15P	0.25(36)	200(7.874)	290(10.2)	330	275(10.827)	Tulip	108 (0.24)(3.8)	Middle viscosity			
	SA110-P08P			0.8(0.031)	08P			220(7.8)	180	230(9.055)						
	SA110-P10P			1.0(0.039)	10P			230(8.1)	245	240(9.449)						
	SA110-P13P			1.3(0.051)	13P			280(9.9)	310	270(10.630)						
	SA110-P15P			1.5(0.059)	15P			290(10.2)	330	275(10.827)						
Compact	A55-P05R	F55	Pressure	0.5(0.020)	—	0.2(29)	100(3.937)~150(5.906)	30(1.06)	100	~25(0.984)	Round	79 (0.17)(2.8)	Small object, low viscosity			
	A55-P08R			0.8(0.031)	240			~35(1.378)								
	A55-P05			0.5(0.020)	100			~90(3.543)	Triangle	71 (0.16)(2.5)						
	A55-P08			0.8(0.031)	240			~120(4.724)								
High viscosity	AHS2A-P30	HS2	Pressure	3.0(0.118)	—	0.29(42)	—	160(5.6)	—	260(10.236)	Triangle	480 (1.06)(16.9)	Large object, high viscosity			
	AHS2A-P40			4.0(0.157)	180(6.4)			—								

● For 110 and 210; Paint viscosity should be 20 seconds for lacquer enamel using a Meiji model V-1 viscosity cup. ● For AHS2A; Paint viscosity should be 22 seconds for lacquer enamel using a Meiji model V-1 viscosity cup. ● Feed pressure should be 0.08MPa(12PSI) for 110 and 210 types, 0.1MPa(15PSI) for AHS type.
● Circulation type is available in FA110, FA210, A110, A210 and AHS2A. Please specify the circulation type on your order.


EXTENSION AUTOMATIC SPRAY GUNS

FA110/A110 Series

The head angle can be adjusted 360° by simply loosening the base nut. Besides in head angle variable type, the head angle can be adjusted from 90° to -90° by loosening the top bolt.

(Head angle variable type only)

In A110 type, by making another pattern air circuit, you can adjust the spraying pattern by remote control. (This performance is option in FA type.)



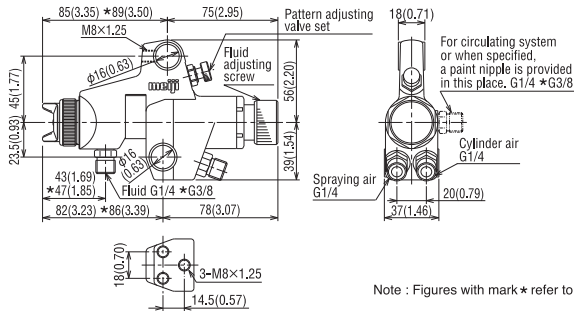
Type	Model No.	Type	Paint feed system	Nozzle bore mm(in)	Standard air cap	Spraying pressure MPa(PSI)	Spraying distance mm(in)	Air consumption L/min(cfm)	Paint spraying volume mL/min	Maximum effective pattern width mm(in)	Head angle and inner dia. into which head can be inserted mm(in)	Pipe length mm(in)	Weight g (lbs/oz)
With a built-in spraying air valve	FA110-PXC10P	Head angle variable type extension automatic spray gun	Pressure	1.0(0.039)	10P	0.25(36)	200(7.874)	160(5.7)	190	210(8.268)	0°:40(1.575) 90°:60(2.362)	500(19.685)	834
	FA110-PXC13P			1.3(0.051)	13P			175(6.2)	235	220(8.661)		1,000(39.370)*	(1.84)(29.4)
	FA110-PX10P			1.0(0.039)	10P			180(6.4)	245	230(9.055)		784	
	FA110-PX13P	Extension automatic spray gun	Pressure	1.3(0.051)	13P	195(6.9)	310	240(9.449)	500(19.685)	(1.73)(27.7)			
	FA110-PX11L			1.5(0.059)	—	0.25(36)	200(7.874)	70(2.5)	120	60(2.362)	0°:13(0.512) (straight only)	1,500(59.055)	760 (1.68)(25.8)
FA110-PX17LA	Pipe inside extension automatic spraying gun	Pressure	1.3(0.051)	—	0.3(44)	180(6.4)	130	100(3.937)	0°:20(0.787) (straight only)	1,800(70.866)*	946 (2.08)(33.4)		
Multi-purpose	A110-PXC10P	Head angle variable type extension automatic spray gun	Pressure	1.0(0.039)	10P	0.25(36)	200(7.874)	160(5.7)	190	210(8.268)	0°:40(1.575) 90°:60(2.362)	500(19.685)	534
	A110-PXC13P			1.3(0.051)	13P			175(6.2)	235	220(8.661)		1,000(39.370)*	(1.18)(18.8)
	A110-PX10P	Extension automatic spray gun	Pressure	1.0(0.039)	10P	0.25(36)	200(7.874)	180(6.4)	245	230(9.055)	0°:40(1.575) 45°:55(2.165)	500(19.685)	464
	A110-PX13P			1.3(0.051)	13P			195(6.9)	310	240(9.449)		1,000(39.370)	(1.02)(16.4)
	A110-PX11L	Pipe inside extension automatic spraying gun	Pressure	1.5(0.059)	—	0.25(36)	200(7.874)	70(2.5)	120	60(2.362)	0°:13(0.512) (straight only)	1,500(59.055)	440 (0.97)(15.5)
	A110-PX17LA			1.3(0.051)	—			0.3(44)	180(6.4)	130		100(3.937)	0°:20(0.787) (straight only)

● Pipe length with mark * is the maximum length, and it is possible to make the pipe length in 50mm(1.967in) measure within maximum length.
● Use of the longer pipe will result in reducing paint spraying volume. ● Paint viscosity should be 20 seconds for lacquer enamel using a Meiji model V-1 viscosity cup. Feed pressure should be 0.08MPa(12PSI). ● For model PX17LA; Paint viscosity should be 12 seconds, 20 seconds with mark**, and the feed pressure should be 0.08MPa(12PSI), 0.03MPa(4PSI) with mark**.
● Nozzle bore of 0.8mm(0.031in) and 1.5mm(0.059in) for PX(PXC) type is available. ● Specifications is for spray guns of pipe length 500mm(19.685in).

Remarks

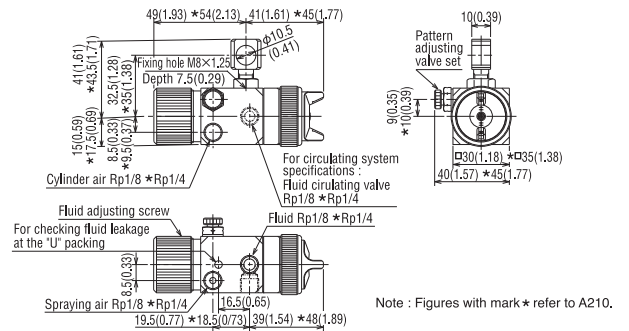
- Head angle cannot be changed when the spray gun is in use, and shall be changed after cleaning the pattern circuit with no fluids inside. Due to its design and structure, please avoid changing the angle frequently.
- When the spray gun is in use, please do not loosen the Air cap nut. When changing direction of Air cap, Air cap itself shall be turned without loosening the Air cap nut.
- Fluid viscosity shall be less than 30sec by using Meiji V-1 model viscosity cup. Fluids with high viscosity may result in less ejection amount.

Dimensions mm(in)



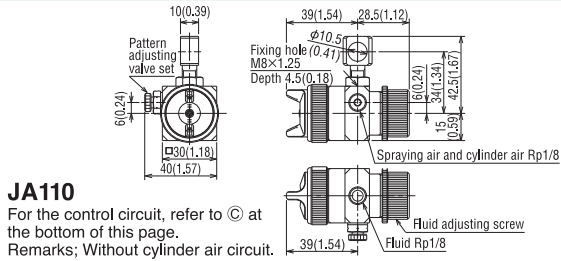
Note : Figures with mark * refer to FA210.

FA110/FA210 For the control circuit, refer to **(A)** at the bottom of this page.

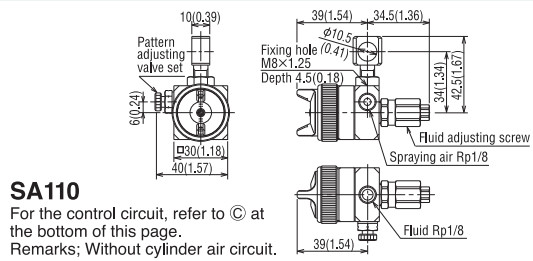


Note : Figures with mark * refer to A210.

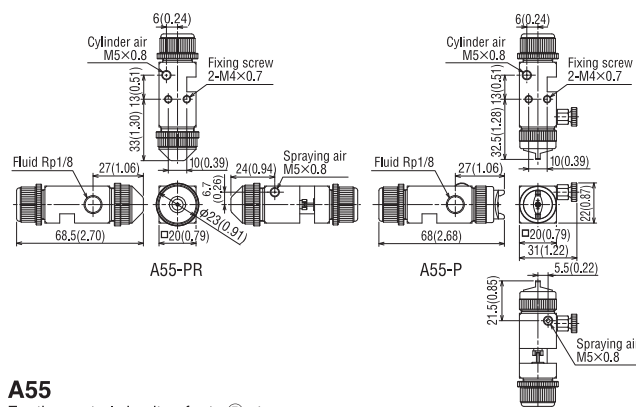
A110/A210 For the control circuit, refer to **(B)** at the bottom of this page.



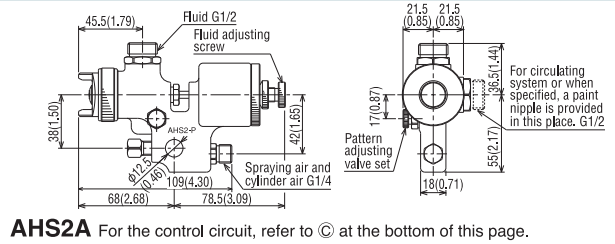
JA110
For the control circuit, refer to **(C)** at the bottom of this page.
Remarks; Without cylinder air circuit.



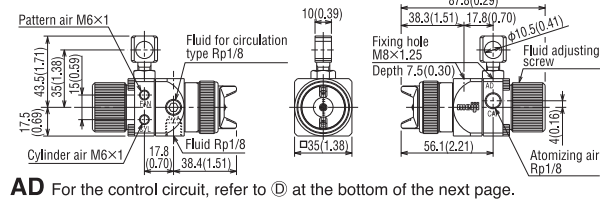
SA110
For the control circuit, refer to **(C)** at the bottom of this page.
Remarks; Without cylinder air circuit.



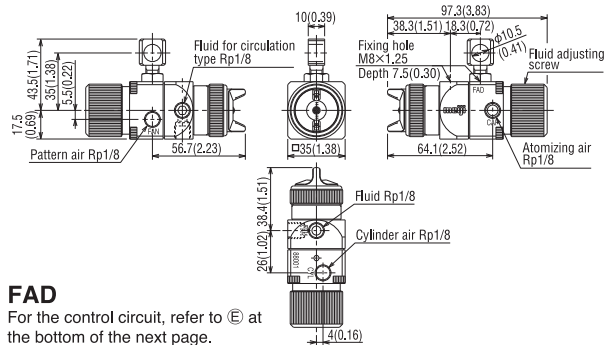
A55
For the control circuit, refer to **(D)** at the bottom of this page.



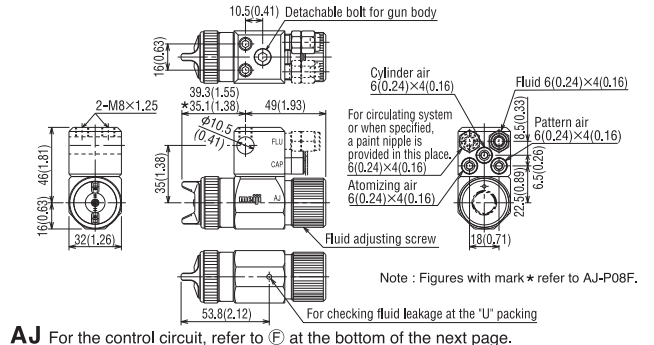
AHS2A For the control circuit, refer to **(C)** at the bottom of this page.



AD For the control circuit, refer to **(D)** at the bottom of the next page.



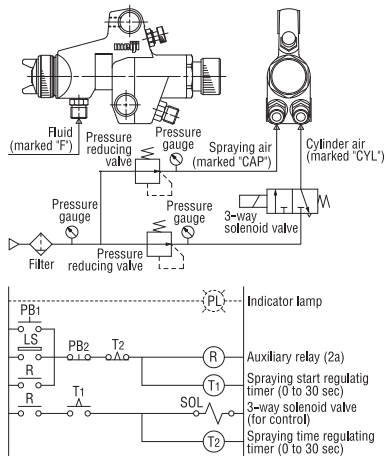
FAD
For the control circuit, refer to **(E)** at the bottom of the next page.



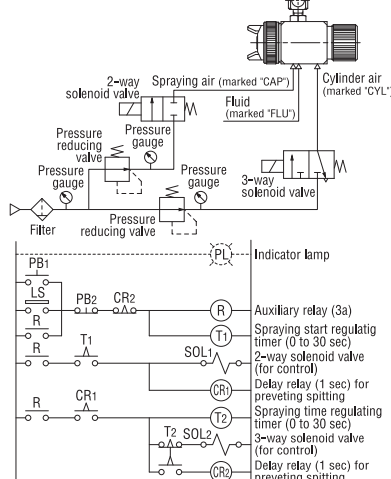
AJ For the control circuit, refer to **(F)** at the bottom of the next page.

Control circuit

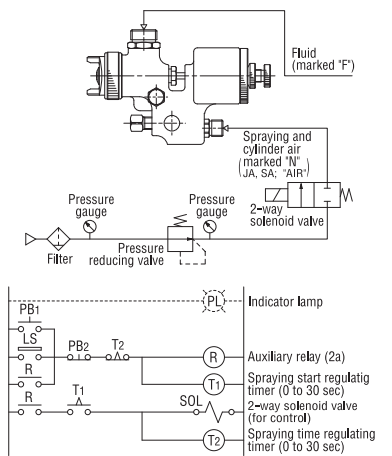
(A) Built-in spraying air valve type FA110/FA210-P



(B) Separate control air circuit type A110/A210/A110L/A55-P



(C) Combined control air circuit type AHS2A/JA110/SA110-P



SEPARATION TYPE AUTOMATIC SPRAY GUNS

Short-distance painting

With taper structure of the nozzle tip, AD-P and FAD are applicable to short-distance painting, which enable high atomization and low spattering performance with a small paint spraying volume and small air consumption, and provide high-quality coating film.

Remote operation

Atomizing air and pattern air are supplied via separate circuits. This structure enables remote operation of individual circuits.

Maintenance efficiency improvement

The spray gun is divided into three sections: cap base, gun body and cylinder body. This structure simplifies parts replacement, and enables the body (paint circuit) to be washed after immersed in solvent, resulting in maintenance efficiency improvement. Disassembling work is easy, without necessity of a special tool.

Change to SUS circuit for liquid contact area

A SUS circuit can be used for the liquid contact area by changing the body.

Compatibility

Since the cap base and the body are applicable to both AD-P and FAD, AD can be changed to FAD by replacing a set of the cylinder body.

Built-in atomization air valve with remarkably lighter weight and smaller body (FAD-P)


The operation circuit has been simplified, resulting in higher operability.

FAD-P provides 40% lighter weight and 24% smaller size than our conventional model (FA), and provides an enlarged teaching range.

Compatibility with circulation type

When the plug and plug packing are removed from the aperture of the circulation circuit, these models can serve as the circulation type.

AD/FAD Series



Model No.	Nozzle type	Nozzle bore mm(in)	Atomizing air pressure MPa(PSI)	Pattern air pressure MPa(PSI)	Spraying distance mm(in)	Fluid feed pressure MPa(PSI)	Air consumption L/min(ctm)	Paint spraying volume mL/min	Maximum effective pattern width mm(in)	Weight g(lbs/oz)					
AD-P10	F110	1.0 (0.039)	0.25 (36)	0.25 (36)	200 (7.874)	0.03 (4)	110 (3.9)	100	145 (5.709)	180(0.40)(6.3)					
AD-P10-SU		0.25 (36)									0.25 (36)	0.04 (6)	215 (7.6)	180 (7.087)	255(0.56)(9.0)
AD-P13ST		1.3 (0.051)									0.04 (6)	215 (7.6)	180 (7.087)	255(0.56)(9.0)	
FAD-P10	F110	1.0 (0.039)	0.25 (36)	0.25 (36)	200 (7.874)	0.03 (4)	110 (3.9)	100	145 (5.709)	220(0.49)(7.8)					
FAD-P10-SU		0.25 (36)									0.25 (36)	0.04 (6)	215 (7.6)	180 (7.087)	295(0.65)(10.4)
FAD-P13ST		1.3 (0.051)									0.04 (6)	215 (7.6)	180 (7.087)	295(0.65)(10.4)	
FAD-P13ST-SU										295(0.65)(10.4)					

- Paint viscosity should be 20 seconds for lacquer enamel using a Meiji model V-1 viscosity cup.
- FAD type is built-in air valve for atomizing air. • Dimensions are shown at page 10.

JOINT BOX TYPE AUTOMATIC SPRAY GUNS

Adoption of new type of nozzle and cap

With taper structure of the nozzle tip, AJ-P enables high atomization and low spattering, with a small spraying volume, resulting in maintenance and improvement of economical effect, environmental conservation and continuous painting performance.

Maintenance efficiency improvement and attaching/detaching time reduction


The gun body and the joint box can be attached and detached with a single bolt, and the joint and hose not need to be removed from the gun body, thus enabling easy positioning when the joint box is re-mounted after maintenance. No special tools are required for all maintenance step work.

High transfer efficiency for flat surface finish (AJ-P08F)

Reduce overspray and paint adhesion on air cap by obtuse angle low air horn.

Low spraying pressure and gentle air flow create flat and less irregular surface.

AJ Series

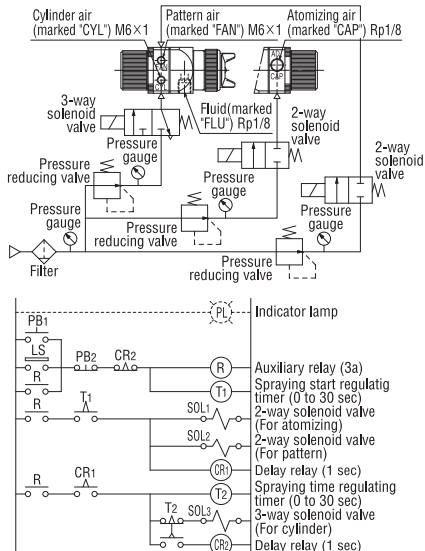


Model No.	Nozzle type	Nozzle bore mm(in)	Atomizing air pressure MPa(PSI)	Pattern air pressure MPa(PSI)	Spraying distance mm(in)	Fluid feed pressure MPa(PSI)	Air consumption L/min(ctm)	Paint spraying volume mL/min	Maximum effective pattern width mm(in)	Weight g (lbs/oz)			
AJ-P08F	F110	0.8(0.031)	0.15(22)	0.15(22)	150(5.906)	0.04(6)	230(8.1)	100	90(3.543)	285 (0.63) (10.1)			
AJ-P08P		0.8(0.031)									220(7.8)	180	230(9.055)
AJ-P10P		1.0(0.039)									230(8.1)	245	240(9.449)
AJ-P13P		1.3(0.051)									280(9.9)	310	270(10.630)
AJ-P15P		1.5(0.059)									290(10.2)	330	275(10.827)

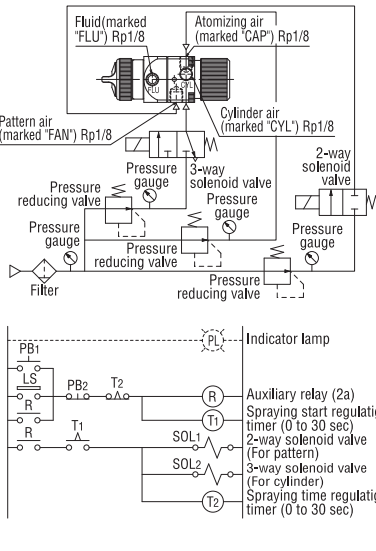
- Paint viscosity should be 20 seconds for lacquer enamel using a Meiji model V-1 viscosity cup. • Dimensions are shown at page 10. • Circulation type is available. Please specify the circulation type on your order.

Control circuit

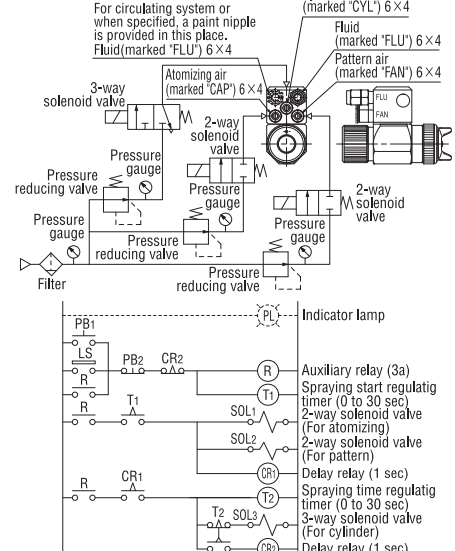
① Cylinder air circuit & pattern air circuit type AD



② Built-in air valve for atomizing air & pattern air circuit type FAD



③ Cylinder air circuit & pattern air circuit type AJ



AJ-P08P

-Standard spec.
-Medium spraying volume type
-For general industrial painting Air cap

- High transfer efficiency
- Ecological
- UV
- Metallic
- Clear



AJ-P0810

-Low air consumption spec.
-Low spraying volume type
-Ecological low air consumption Air cap

- High transfer efficiency
- Ecological
- UV
- Clear



AJ-P0813ST

-Medium pressure spec.
-Low spraying volume type
-High atomization type Air cap (Also suitable when spraying distance is far)

- High atomization
- UV
- Metallic



AJ-P1015ST

-Medium pressure spec.
-Low to Medium spraying volume type
-High atomization type Air cap (Also suitable when spraying distance is far)

- High atomization
- UV
- Metallic
- Clear



AJ-P08F

-Spindle spray painting
-Low spraying volume type
-Air cap for spindle line which realizes flat and equal spraying pattern.

- High atomization
- High transfer efficiency
- UV
- Metallic
- Clear



AJ-P08PL1

-Painting in close distance
-Low spraying volume type
-Low air consumption with high atomization type Air cap (Also suitable for painting complex structure)

- High atomization
- High transfer efficiency
- Ecological
- UV



AJ-P08LP2

-Painting in close distance
-Low to Medium spraying volume type
-Low air consumption with high atomization type Air cap (Also suitable for painting complex structure)

- High atomization
- High transfer efficiency
- Ecological
- UV
- Clear



AJ-P08PL4

-Painting in close distance
-Medium spraying volume type
-Low air consumption with high atomization type Air cap

- High atomization
- High transfer efficiency
- Ecological
- UV
- Clear



AJ-P08P-5

-High durability type
-Medium spraying volume type
-Nitriding treatment on Nozzle and Needle for higher durability

- High transfer efficiency
- Ecological
- UV
- Metallic
- Clear



AJ-P08P-6

-Waste paint dust prevention spec.
-Medium spraying volume type
-Air cap which minimizes paint clogging on tips of Needle and Nozzle to prevent waste paint dust.

- High transfer efficiency
- Ecological
- UV
- Metallic
- Clear



AJL-P08LP

-Low pressure
-Low to Medium spraying volume type
-Better atomization with use of larger air which lowers spattering

- High transfer efficiency
- UV
- Clear



AJ55-P08

-Spraying extremely small object
-Extremely low spraying volume type
-Joint box are common with other type of AJ guns therefore guns could be exchanged within the same line.



AJ-P08P-SU

-SUS Fluid passage type
-Medium spraying volume type
-Fluid passage made of Stainless steel which is suitable for water borne paints.

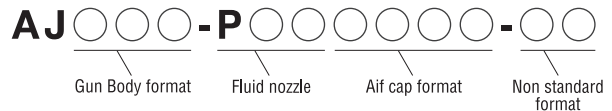
- High transfer efficiency
- Ecological
- UV
- Metallic
- Clear



-Suitable for line marking and dents that are about 5mm(0.197in).



Model format:



Remarks:

1. When the Air cap size is same as fluid nozzle, Air cap size will not be mentioned.
2. For non standard format, C will be mentioned for circulation type and SU for Stainless Steel type.
3. 08=0.8mm

Model No.	Fluid nozzle type	Fluid nozzle bore mm(in)	Atomizing air pressure MPa(PSI)	Pattern air pressure MPa(PSI)	Spraying distance mm(in)	Air consumption L/min(cfm)	Paint spraying volume mL/min	Maximum effective pattern width mm(in)	Pattern shape	Weight g(lbs)(oz)
AJ-P08P	F110	0.8(0.031)	0.2(29)	0.2(29)	120(4.724)	195(6.9)	100	85(3.346)	Triangle	285(0.63)(10.1)
AJ-P0810						80(2.83)		95(3.74)		
AJ-P0813ST						210(7.42)		80(3.149)		
AJ-P1015ST						215(7.59)		90(3.543)		
AJ-P08F		0.8(0.031)	0.2(29)	0.2(29)		105(3.71)		100(3.937)	85(3.346)	Triangle
AJ-P08PL1						135(4.77)		95(3.74)		
AJ-P08PL2						180(6.36)		85(3.346)		
AJ-P08PL4						195(6.89)		100(3.937)		
AJ-P08P-5						195(6.89)		100(3.937)		
AJ-P08P-6						320(11.3)		100(3.937)		
AJL-P08LP	F110L	0.15(22)	0.15(22)	60(2.12)	50	70(2.756)	Flat	298(0.66)(10.5)		
AJ55-P08	F55	0.2(29)	0.2(29)	30(1.06)	20	15(0.591)		254(0.56)(8.9)		
AJ55-P08PR	F110	0.2(29)	0.2(29)	0.2(29)	195(6.89)	100	85(3.347)	Triangle	262(0.58)(9.2)	
AJ-P08P-SU									516(1.14)(18.2)	

• Paint viscosity should be 12 seconds for lacquer enamel using Meiji model V-1 viscosity cup.
• Circulation type is available. Please specify circulation type at the time of your order

PAINT CUPS

Teflon-Coated Cup 4G-TA

Improved flow and paint removal, making wash-up quick and easy.



▲Teflon-coated

Freely adjustable Cup 1G-2U, 4GF-U, 4GB-U, 4GPA-U, 4G-TA

A freely adjustable joint allows the cup to be adjusted to any angle while mounted on the gun.



▲Freely adjustable joint

A convenient gun stand makes it possible to temporarily stop work or add paint wherever a flat surface is available.



◀Gun stand



Agitator Cup 4GPA-U-V, 7SB-VA

Ideal for agitating pearl and metallic paint.

It is possible to agitate in low pressure and adjust the rotation freely.



*Hand spray gun should be ordered separately.



Model No.	Type	Capacity L(cc)	Coupling nut	Applicable spray guns	Weight g(lbs)(oz)
1G-2	Gravity cup	0.15(150)	G1/4	F55-GR, F55-G	90(0.198)(3.2)
1G-2U				F110-G, F110L-G	101(0.222)(3.6)
2GD		F-ZERO, FINER II PLUS		113(0.249)(4.0)	
4GD		FINER SPOT		200(0.441)(7.1)	
4GF-U				185(0.408)(6.5)	
4GB-U	Plastic gravity cup	0.45(450)	G1/4		195(0.430)(6.9)
4GPA-U				Teflon-coated gravity cup	170(0.375)(6.0)
4G-TA	Teflon-coated gravity cup				220(0.485)(7.8)
6CP	Plastic gravity cup	0.6(600)	G3/8	F410-G	171(0.377)(6.0)
7SB	Suction cup	0.75(750)	G1/4	F110-S, F110L-S	290(0.639)(10.2)
10SB-2		1(1,000)	G3/8	F-ZERO-S	325(0.717)(11.5)
10SC				F210-S, BS-2-11	
7SLB	Suction cup (lever type)	0.75(750)	G1/4	F110-S, F110L-S	360(0.794)(12.7)
10SLB-2		1(1,000)	G1/4	F-ZERO-S	420(0.926)(14.8)
10SLB				F210-S, BS-2-11	
10ZP	Pressure cup	1(1,000)	G3/8	F210Z-P	590(1.300)(20.8)

Model No.	Type	Capacity L(cc)	Coupling nut	Air pressure MPa(PSI)	Air consumption L/min(cfm)	Paint viscosity range second	Applicable spray guns	Weight g (lbs)(oz)
4GPA-U-V	Agitator cup gravity	0.45(450)	G1/4	0.2(29)~0.35(51)	15(0.5)~50(1.8)	10~20	F110-G, F110L-G F-ZERO, FINER II PLUS	220(0.485)(7.8)
7SB-VA	Agitator cup suction	0.75(750)	G1/4	0.2(29)~0.35(51)	15(0.5)~50(1.8)	10~20	F110-S, F110L-S F-ZERO-S	380(0.838)(13.4)

● Paint viscosity is for using Meiji model V-1 viscosity cup.

PAINT FILTERS

Air hose and paint hose are connected close at hand to improve work efficiency. A built-in 100-mesh filter effectively filters the paint.



HF-C

Model No.	Filter mesh	Coupling nut	Applicable spray guns	Weight g(lbs)(oz)
HF-C	100	G 1/4	F110-P, F110L-P F-ZERO-P	130(0.287)(4.6)
HM-C	100	G 3/8	F210-P	150(0.331)(5.3)

VISCOSITY CUP

Use the Meiji V-1 viscosity cup, which is based on the No.4 Ford viscosity cup, to measure the viscosity of the paint.



V-1

Viscosity Comparison Table

Viscosity	Measurement Units										
	Pa·s	mPa·s (cps)	Ford Cup #3	Ford Cup #4	Meiji V-1 viscosity cup	Krebs Units Ku	Zahn #1	Zahn #2	Zahn #3	Zahn #4	Zahn #5
Low	0.01	10		5			30	16			
	0.015	15		8			34	17			
	0.02	20	12	10			37	18			
	0.025	25	15	12			41	19			
	0.03	30	19	14			44	20			
Medium	0.04	40	25	18			52	22			
	0.05	50	29	22	30		60	24			
	0.06	60	33	25	33		68	27			
	0.07	70	36	28	35			30			
	0.08	80	41	31	37			34			
High	0.09	90	45	32	38			37	10		
	0.1	100	50	34	40			41	12	10	
	0.12	120	58	41	43			49	14	11	
	0.14	140	66	45	46			58	16	13	
	0.16	160		50	48			66	18	14	
	0.18	180		54	50			74	20	16	
	0.2	200		58	52			82	23	17	10
	0.22	220		62	54				25	18	11
	0.24	240		65	56				27	20	12
	0.26	260		68	58				30	21	13
0.28	280		70	59				32	22	14	
0.3	300		74	60				34	24	15	

● 1Pa·s=10 poise, 1mPa·s=1 cps, 1Pa·s=1,000 cps

AIR AGITATORS


- MAH-1A** : Powerful type equipped with a built-in speed reducer.
- MA-G** : Turning speed is controllable by using a convenient handle.
- MAF-2** : Flange type which can be secured to the lid of the paint container.
- MA-S** : Holds an 18-liter paint can or pail. One-touch detachment of the stirring shaft and blades for easy cleaning.
- MA-P** : Hook type, secures to an 18-liter paint can or pail can.
- MAF-21** : Ideal for large-capacity paint in the flange type.
- MA-G-K** : The blade opens only when rotating. No necessary to cut the paint can completely (For MAH-1A, MA-G).

Model No.	Output*	Torque*	Rotation speed*	Air consumption*	Max. air pressure MPa(PSI)	Weight kg(lbs/oz)
	W	N·m	min ⁻¹	L/min(cfm)		
MAH-1A	277	6.8	390	400(14.1)	0.49(71)	2.0(4.409)(70.5)
MA-G	45	0.45	1,000	180(6.4)		3.2(7.055)(112.9)
MAF-2	100	1.0	1,000	230(8.1)		2.9(6.393)(102.3)
MA-S	45	0.45	1,000	180(6.4)		7.6(16.755)(268.1)
MA-P	45	0.45	1,000	180(6.4)		2.9(6.393)(102.3)

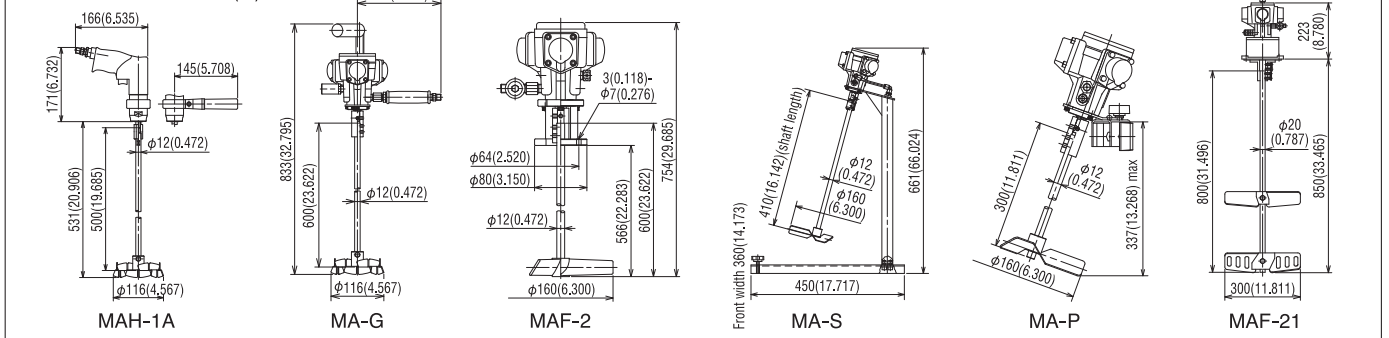
* Specifications of an air motor of maximum output.

MAF-21

Reduction ratio	Max. output (air motor)				Rotation speed on no-load min ⁻¹	Start torque N·m
	Output W	Torque N·m	Rotation speed min ⁻¹	Air consumption L/min(cfm)		
1/5	110	6	180	260(9.2)	360	9
1/10		12	90		180	18
1/15		18	60		120	27
1/20		24	45		90	36
		Max. operation air pressure : 0.49MPa (71PSI) Weight : 11kg(24.251lbs)(388.0oz)				



Dimensions mm(in)



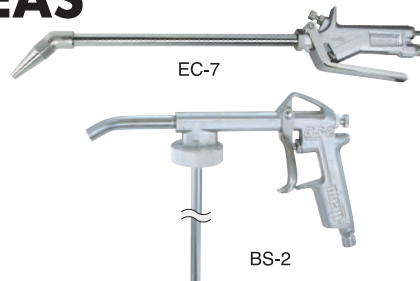
EQUIPMENT FOR CORROSION PREVENTION & UNDERBODY AREAS

Engine Cleaner EC-7

Ideal for spray cleaning oil to wash away grease and dirt from auto engines and other general machinery.

Body Under Schutz Spray Gun BS-2

Ideal for spraying rust-proofing, anticorrosion, and vibration-damping paint onto auto fenders, trunks, hoods and other parts.



- The pipe angle can be adjusted 360°. Free adjustable nozzle (EC-7).



- Options for grip way (EC-7).



Model No.	Nozzle bore mm(in)	Spraying pressure MPa(PSI)	Air consumption L/min(cfm)	Liquid spraying volume mL/min	Pattern shape	Fluid feed system	Required compressor output kW	Weight g(lbs/oz)	Others mm(in)
EC-7*	3.0(0.118)	0.3(44)	55(1.9)	450**	Round	Suction	0.4	350(0.77)(12.3)	Pipe length : 240(9.449)
BS-2***	7.0(0.276)	0.29(42)	190(6.7)	—			0.75~1.5	390(0.6)(13.8)	—

* Pipe length of 500mm(19.685), 750mm(29.528) and 1,000(39.370) is available. ** Liquid spraying volume should be used by water. *** Paint cups 10SC and 10SLB are available for BS-2-11.
 ● Air inlet : G1/4

CAULKING GUN

Model No.	Fluid inlet	Length mm(in)	Weight g(lbs/oz)	Fluid nozzle	For dowel φmm(in)	For tenon φmm(in)
CA	G1/4	188.9(7.437)	180(0.40lbs)(6.3oz)	Including 2 kinds	1.5(0.059)×2 holes	3(0.118)×1 hole



DIAPHRAGM PAINT PUMPS

PDP-05B, PDP-05A-SU, PDP-10A

Downsizing fluid circuit leads to reduction of left over fluids inside of the pump.(Fluid residual of PDP-05 types:6mL(6cc)). This contributes to reduction of VOC (Volatile Organic Compound) emissions by saving cleaning liquid.

Connecting metal air circuit has been modified to enhance pump performance.

Prevention against malfunction caused by loosened parts of diaphragm.

Paint pressure reduction valve has been modified to separate type for easy maintenance.

Diaphragm pump and paint pressure reduction valve, FR-1A are available separately as an individual part.

Fluid circuit of PDP-10A has been widened to improve pump performance.

Prevention against pump malfunction caused by over discharge has been improved for PDP-10A.

Applications

- Painting with frequent color changes
- Built-in painting systems
- Substitute for suspended gravity-feed tank
- Single-gun, small-volume painting

Set Model No.		PDP-05B	PDP-05A-SU	PDP-10A
Diaphragm pump model		DP-05B	DP-05A-SU	DP-10A
Paint pressure-reduction valve model		FR-1A	—	FR-1A
Pump	Max. air pressure Mpa(PSI)	0.69(100)	0.7(102)	0.69(100)
	Max. discharge rate (value measured in water) L/min	4	—	7.5
	Diaphragm cycles Cycles/min	0~400		0~375
Pressure-reduction valve	Paint pressure adjustment range Mpa(PSI)	0~0.35(0~51)		
	Max. flow rate L/min	1.5	1.0	1.5
Paint outlet bore		G1/4×1		
Air inlet bore		G1/4×1		
Approx. dimensions (W×D×H)	mm(in)	200×296×421 (7.874×11.654×16.575)	212×245×426 (8.346×9.646×16.772)	200×311×446 (7.874×12.244×17.559)
Weight	kg(lbs)(oz)	3.7(8.16)(130.5)	4.5(9.92)(158.7)	5(11.02)(176.4)

Note : PDP-05A-SU is a built-in pressure-reduction valve and can not be used as transfer pumps.
If a transfer pump is required, select the DP-17B.

PDP-17B series

Paint is drawn in, pressure-feed and supplied while adjusting to the appropriate pressure.

Simple design for easy color changing and maintenance, as well as easy setup and location changes.

Teflon coating (PDP-17B-TF).

Stand type with a built-in mixer (PDP-17B-SP).

Stainless steel passage for waterborne compatibility (PDP-17B-SU).

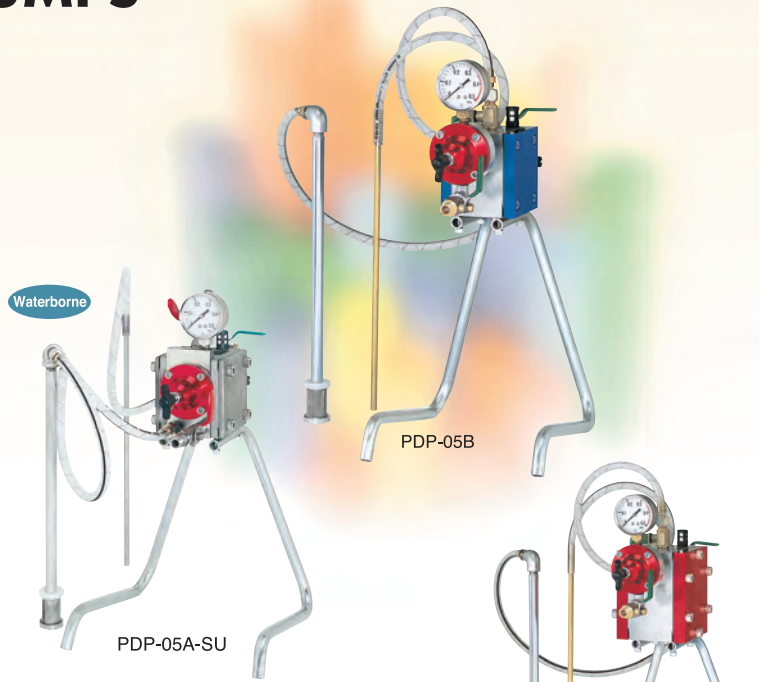
Set Model No.		PDP-17B	PDP-17B-TF	PDP-17B-SP	PDP-17B-SU
Diaphragm pump model		DP-17B	DP-17B-TF	DP-17B	DP-17B-SU
Paint pressure-reduction valve model		FR-4A	FR-4A-TF	FR-4A	FR-4A-SU
Pump	Max. air pressure Mpa(PSI)	0.69(100)			
	Max. discharge rate (value measured in water) L/min	17			
	Diaphragm cycles Cycles/min	0~170			
Pressure-reduction valve	Paint pressure adjustment range Mpa(PSI)	0~0.35(0~51)			
	Max. flow rate L/min	2.0			
Paint outlet bore		G1/4×1			
Air inlet bore		G1/4×1			
Approx. dimensions (W×D×H)	mm(in)	425×340×570 (16.732×13.386×22.441)	425×340×570 (16.732×13.386×22.441)	438×388×810 (7.874×15.276×31.890)	425×340×540 (16.732×13.386×21.260)
Weight	kg(lbs)(oz)	8(17.64)(282.2)	8(17.64)(282.2)	13.5(29.76)(476.2)	13(28.66)(458.6)

- SU model is stainless steel.
- Models equipped with two pressure-reduction valves (two G1/4 bore paint outlets) are also available by special order.

PAINT PRESSURE-REDUCTION VALVE

Model No.		FR-1A	FR-4A	FR-4A-TF	FR-4A-SU
Paint pressure adjustment range	Mpa(PSI)	0~0.35(0~51)			
Max. flow rate	L/min	1.5	2		
Valve effective sectional area	mm ²	16			
Paint outlet	B	G1/4			
Paint inlet	B	G1/4		G3/8	
Weight	kg(lbs)(oz)	0.5(1.10)(17.6)	1.4(3.09)(49.4)	1.4(3.09)(49.4)	3(6.61)(105.8)

- SU model is stainless steel.



PDP-05B

PDP-05A-SU

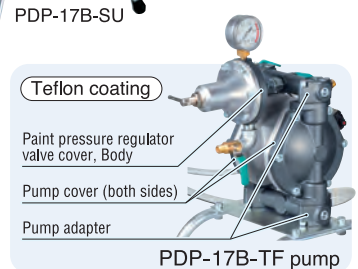
PDP-10A



PDP-17B



PDP-17B-SU



PDP-17B-TF pump



FR-4A

PAINT PRESSURE FEED TANKS



P-2A



P-30B



PH-10



PA-30B

Waterborne



P-8S



P-30SB

Waterborne

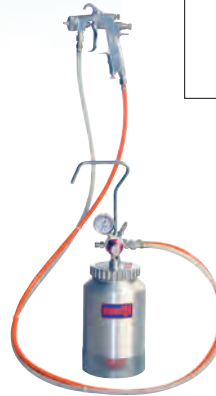


PH-30SB


Waterborne



PA-50SB



Application example



A paint pressure feed tank greatly improves work efficiency for painting large surface areas, when working in elevated locations, and for continuous automatic painting. Tanks are available in capacities ranging from 2 to 50 liters (0.5 to 13.2 gal.). Two different types of paint stirring systems are available depending on the type of paint to be

- Manual type : For comparatively low sedimentation paint.
- Air motor automatic type : For organic solvent-based paints which are subject to color separation or sedimentation.

Inner Tanks for Paint Pressure Feed Tanks

Model No.	Capacity L(gal)
PC-10	10(2.6)
PC-30	27(7.1)
PC-50	45(11.9)
Stainless	
PC-8S	7(1.8)
PC-30-S	27(7.1)
PC-50-S	45(11.9)

Model No.	Capacity L(gal)	Mixing system	Paint outlet (dia.×qty.)	Air inlet (dia.×qty.)	Max. operating pressure MPa(PSI)	Approx. dimensions (Width×height) mm(in)	Inner tank	Weight kg(lbs)
P-2A	2(0.5)	—	G3/8×1(G1/4×1)	G1/4×1	0.34(49)	130×435(5.118×17.126)	Not included	1.25(2.76)
P-30B	30(7.9)		G3/8×1		0.19(28)	454×710(17.874×27.953)		25(55.12)
PH-10	10(2.6)	Manual	G1/4×1	G1/4×1	0.69(100)	310×643(12.205×25.315)	PC-10 included	20(44.09)
PH-30B	30(7.9)		G3/8×1		0.19(28)	454×710(17.874×27.953)	27(59.52)	
PA-10B	10(2.6)	Automatic (Air motor)	G1/4×1	G1/4×1	0.69(100)	310×622(12.205×24.488)	PC-10 included	23(50.70)
PA-30B	30(7.9)		G3/8×1		0.19(28)	454×710(17.874×27.953)	29(63.93)	
PA-50B	50(13.2)		G3/8×2		0.19(28)	454×945(17.874×37.205)	36(79.37)	
Waterborne								
P-8S	8(2.1)	—	G1/4×1	G1/4×1	0.49(71)	314×530(12.362×20.866)	PC-8S included	12(26.46)
P-30SB	30(7.9)		G3/8×1		0.35(51)	454×710(17.874×27.953)	25(55.12)	
PH-30SB	30(7.9)	Manual	G3/8×1	G1/4×1	0.35(51)	454×710(17.874×27.953)	Not included	27(59.52)
PA-30SB	30(7.9)	Automatic (Air motor)	G3/8×1	G1/4×1	0.35(51)	454×710(17.874×27.953)	Not included	29(63.93)
PA-50SB	50(13.2)		G3/8×2		0.19(28)	454×945(17.874×37.205)		36(79.37)

- On S models, stainless steel passage for waterborne compatibility.
- A multi-purpose model with 30-liter, 0.35MPa(51PSI) specifications is also available by special order.

PRESSURE-DISPENSING FLUID TANKS

Stainless steel tank is ideal for pressurized dispensing of culinary liquids such as soy sauce, seasoning sauces, and cooking oil, as well as chemicals and solvents.

Safe design prevents cap opening during pressurization.

Lightweight and easy to transport. Can also be used as a sealed tank for liquids.

Once pressurized, the tank can be carried freely to enable pressurized supply of liquid anywhere.

Includes relief/safety valve as a standard feature.

The cap can be opened or closed with a single touch.



P-10SC

P-18SC

Model No.	Cap removal / replacement method	Internal diameter of opening mm(in)	Maximum useable pressure MPa(PSI)	Capacity L(gal)	Liquid dispensing outlet (dia.×qty.)	Air inlet (dia.×qty.)	Approx. dimensions (Width×height) mm(in)	Weight kg(lbs)
P-10SC	One-touch lever-lock system	81×97(3.189×3.819) ellipse	0.49(71)	10(2.6)	G1/4×1	G1/4×1	228×499(8.976×19.646)	3.0(6.61)
P-18SC				18(4.8)			228×679(8.976×26.732)	3.8(8.38)

ARCHITECTURAL SPRAY GUNS

Wide selection of models

In addition to models specially designed for use with tile, resin, mortar, stucco, micro-fine stucco, etc., our extensive product line-up also includes multi-purpose spray guns and other models for every type of application.

Lightweight, excellent balance

Optimum efficiency design makes these spray guns extremely light-weight and the excellent handling balance minimizes operator fatigue during extended use.

One-touch operation (Models AGA, HS2A and HS2YA)

A special patented mechanism in which a hollow needle valve is automatically moved back and forth by air pressure makes "one-touch" operation possible for improved work efficiency.

Thoughtfully designed to make work easier (Models SGA, AGA, KGA and LGA)



The large cup capacity and good paint flow make working with these spray guns easier. An air regulating valve eliminates uneven spraying to ensure consistently reliable painting, and a valve button locking system enables continuous operation.

Kansai Paint Co., Ltd. Water-based Zolacoat EX

Recommended model : AGA



Spraying samples for model SGA-2 & SGS-2



1cm

How to Select a Spray Gun for Architectural Painting

Determine the spray gun and paint nozzle bore to be used according to the name of the paint, the paint viscosity, the size of the aggregate, and the pattern.

Also refer to the standard specifications listed in the paint catalog with regard to the spray gun name, nozzle bore, spraying pressure, etc.

Types of Aggregate

Quartz sand, white marble, sand, clay-based crushed grains

50 mesh = 279 μ m

Reference sizes : Table salt = 100 μ m,

Strand of human hair = 70 μ m

Guide to Selecting Architectural Spray guns for Various Applications ● : Ideal

Application Model No.	Mortar	Fine lithin	Medium-sized lithin	Skin	Lightweight spraying material	Sprayed tile	Stucco	Zolacoat	Micro-fine stucco	Adhesive	Size of aggregate mm(in)
	SGA-2, SGS-2	●	●	●	●	●	●	●			
AGA	●	●	●	●	●	●		●*			0.6~1.8(0.024~0.071)
KG, KGA					●	●					—
MB-2, MB-2Y	●	●	●	●							0.6~1.8(0.024~0.071)
MB-3, MB-3Y	●	●	●	●							0.6~1.8(0.024~0.071)
LGA		●	●								0.6~1.8(0.024~0.071)
WG	●	●									0.6~0.9(0.024~0.035)
F210Z-P25Z								●			—
HS2A-G, HS2YA-G									●		50 mesh and smaller
F210Z-P										●	—

● Adhesive must be a solvent-based type with a viscosity of 500 mPa·s or less.

● Mark * is for water-based Zolacoat.



AGA



KG



KGA



MB-2



MB-3Y



LGA



WG



HS2A-G



HS2YA-G



F210Z-PZ
with 10ZP paint cup



F210Z-P
with 10ZP paint cup

*10ZP Paint cup should be ordered separately.

Model No.	Type	Paint feed system	Fluid nozzle bore mm(in)	Air nozzle bore mm(in)	Spraying pressure MPa(PSI)	Air consumption L/min(cfm)	Pattern shape	Required compressor output kW	Paint cup capacity L(cc)	Weight g(lbs)(oz)
SGA-2	Multi-purpose gun	Gravity	For lithin: 5.5(0.217) 6.5(0.256) 7.5(0.293)	For lithin : 2.0(0.079)	0.29~0.49 (42~71)	100~210 (3.5~7.4)	Round	0.75 or more	2.7(2,700)	750(1.653)(26.5)
SGS-2			For tile: 5.0(0.197) 6.5(0.256) 8.0(0.315) 10(0.394)						For tile : 2.5(0.098)	For stucco: 2.5(0.098)
AGA	Multi-purpose gun (Water-based zolacoat gun)	Gravity	For lithin: 3.0(0.118) 4.0(0.157) 5.5(0.217) 6.5(0.256)	For lithin: 1.5(0.059)	0.29~0.49 (42~71)	100~210 (3.5~7.4)	Round	0.75 or more	2.7(2,700)	960(2.116)(33.9)
KG	Tile gun	Gravity	5.0(0.197) 6.5(0.256) 8.0(0.315)	3.0(0.118)	0.29~0.49 (42~71)	100~210 (3.5~7.4)	Round	0.75 or more	2.0(2,000)	900(1.984)(31.7)
KGA			6.5(0.256) 8.0(0.315) 10(0.394)	2.5(0.098)					2.7(2,700)	700(1.543)(24.7)
MB-2	Lithin gun	Gravity	4.0(0.157) 6.5(0.256) 7.5(0.293)	2.0(0.079)	0.29(42)	80(2.8)	Round	0.75 or more	1.4(1,400)	840(1.852)(29.6)
MB-2Y									980(2.161)(34.6)	
MB-3									970(2.138)(34.2)	
MB-3Y									1,125(2.480)(39.7)	
LGA	Lithin gun	Gravity	5.5(0.217) 6.5(0.256) 7.5(0.293)	2.0(0.079)	0.29(42)	100~210 (3.5~7.4)	Round	0.75 or more	2.7(2,700)	700(1.543)(24.7)
WG	Motar gun	Gravity	3.0(0.118)	1.5(0.059)	0.29(42)	40(1.4)	Round	0.4 or more	1.3(1,300)	650(1.433)(22.9)
HS2A-G30	Atomization type gun	Gravity	3.0(0.118)	1.5(0.059)	0.29(42)	225(7.9)	Round Flat	0.75 or more	1,173(2.586)(41.4)	538(1.186)(19.0)
HS2A-G40			4.0(0.157)						2,266(2.791)(44.7)	566(1.248)(20.0)
HS2YA-G30			3.0(0.118)							
HS2YA-G40			4.0(0.157)							
F210Z-P25Z	High-viscosity gun (Zolacoat gun)	Pressure	2.5(0.098)	—	0.25(36)	285(10.1)	Flat	1.5 or more	1.0(1,000) (10ZP CUP)	426(0.939)(15.0)
F210Z-P15	High-viscosity gun (Gel coat gun)	Pressure	1.5(0.059)	—	0.25(36)	240(8.5)	Round Flat	1.5 or more	1.0(1,000)	419(0.924)(14.8)
F210Z-P20			2.0(0.079)						290(10.2)	
F210Z-P25			2.5(0.098)						345(12.2)	
F210ZB-P30			3.0(0.118)						390(13.8)	

• Air inlet : G1/4 • Boldface of fluid nozzle and air nozzle is a first setting, and the other nozzle sizes are accessories.

*Gun only

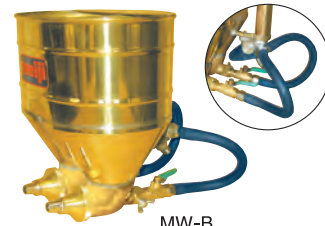
TWIN NOZZLE GUNS



WGW



MW-A



MW-B

Model No.	Type	Paint feed system	Nozzle bore mm(in)	Air nozzle bore mm(in)	Spraying pressure MPa (PSI)	Air consumption L/min(cfm)	Pattern shape	Required compressor output kW	Paint cup capacity L(cc)	Weight g(lbs)(oz)
WGW	Twin nozzle gun	Gravity	4.0(0.157)	1.5(0.059)	0.2~0.29(29~42)	80~120(2.8~4.2)	Round	0.4 or more	0.8(800)×2	850(1.874)(30.0)
MW-A			8.0(0.315)	2.5(0.098)	0.29~0.49(42~71)	180~350(6.4~12.4)				2,000(4.409)(70.5)
MW-B										2,100(4.630)(74.2)

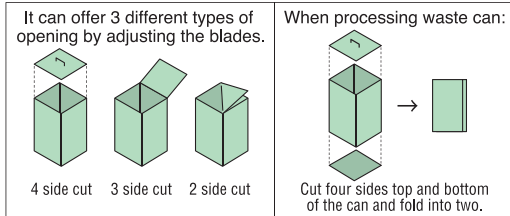
WASTE CAN SMASHING MACHINE "Can Pax"

CPT-20C Automatic air pressure type

Waste can smashing machine which can approximately smash a large can with a handle into 1/10, and 18 liter square can into 1/8 from its original size. Easy control foot valve type with safety mechanism which the machine will only operate while the door is closed. Residual liquids will be collected into a pallet.

CPH-18 Manual type

18 liter square can could be cut/opened simply by spinning the handle. Paint can could be cut/opened all 4 sides, 3 sides and 2 sides simply by adding or reducing the blades. Blade can be polished or grinded by a Grinder.



CPT-20C



CPH-18

Remarks

- Make sure to use without any residual liquids inside.
- Remove cap from the can when in use.
- When cleaning, maintenance or not in use, make sure the Air supply is off and no remaining air inside.

Model No.	Air pressure Mpa(PSI)	Pressurization kN	Processing ability/hour	Air valve	Outer diameter (Width×Length×Height) mm(in)	Weight kg(lbs)(oz)	Type of cans that can be processed
CPT-20C	0.49~0.98 (71~142)	23.1	240	Foot valve type	595×620×1,105 (23.4×24.4×43.5)	230(507)(8113)	18L square can, 1L~4L can, large can with handle etc.
CPH-18	—	—	—	—	430×760×850 (16.9×29.9×33.5)	28(61.7)(988)	18L square can

- For CPT-20C, please use compressor which has 1.5kW or higher. Connecting Air intake with the compressor is G1/4 hexagonal nipple.
- Processing ability when using 0.75kW compressor with 100V would be 120~180pcs/hour.

CPE-20D Electric Hydraulic type

Waste can smashing machine which can smash a large can with handle and 18 liter square can in longitudinal direction. As it is electric hydraulic type, all you need is 3 phase 200V power supply so compressor is not necessary. Includes safety mechanism which the machine will only operate while the door is closed, emergency stop button, and also has safety automatic power off mechanism in case if the motor does not stop after pressing. Easy operation with a button from start to finish just by one touch. Residual liquids will be collected into a pallet.



CPE-20D



Remarks

- Make sure to use without any residual liquids inside.
- Remove cap from the can when in use.
- When cleaning, maintenance or not in use, make sure the Air supply is off and no remaining air inside.

Model No.	Pressurization kN	Processing ability/hour	Outer diameter (Width x Length x Height) mm (in)	Weight kg(lbs)(oz)	Power supply			Type of cans that can be processed
					Power supply V	Output kW	Rated current A	
CPE-20D	34.9	120	694×596×1,525 (27.3×23.5×60)	250(551)(8818)	3 phase 200V	1.13(4P)	6.4(50Hz) 5.2(60Hz)	18L square can, 1L~4L can, large can with handle etc.

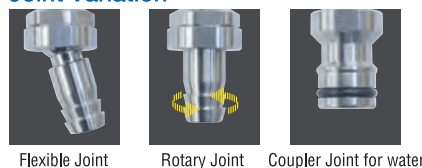
CLEANING GUN SEN3



Original shower nozzle and straight nozzle(φ5.0, φ3.5) available. Filter #60 located in front of the nozzle to prevent contamination.



Joint Variation



Highly rust preventive by manufacturing all parts in Stainless Steel with Body and Trigger being beautifully buff polished. Stainless steel are difficult to break compared to resin and in case of any contamination by damage, they could be detected by a metal detector.

In case of models which includes pattern adjustable nozzle, fluid amount could be adjusted by sliding the slide back and forth. Flow rate could be adjusted simply by applying more and less pressure on trigger.



Easy removal design of trigger from the gun body without any use of pin or screw will easier your maintenance and cleaning which will also prevent possibilities of bacteria contamination and poor cleaning.


Usage

Cleaning at Food, Medicine, Cosmetic manufacturing factory etc.


Model No.	Nozzle	Adjustable nozzle	Joint	Adaptive hose	Weight g(lbs)(oz)	Standard water pressure Mpa(PSI)	Flow rate L/min	
							Direct blow	Jet blow
SEN3-4W	Shower	×	1/2 barb hose joint	1/2 hose (barb hose joint Outer dia. φ16mm(0.63in))	170(0.37)(6)	0.3(44)	20	30
SEN3-4WK					220(0.49)(7.8)			
SEN3-4FWK		○	Flexible hose Joint		245(0.54)(8.6)			
SEN3-4RWK			Rotary hose Joint		245(0.54)(8.6)			
SEN3-4CWK			Coupler Joint for water		220(0.49)(7.8)			

AIR DUSTERS

Ideal for the removal of dust, cutting chips from machine tools, sawdust, water drops, etc., and for air cleaning, cooling and drying. Selection of models includes types equipped with air flow rate adjusters, magnets, freely bendable nozzles, variable pipe lengths, etc.



▲ Jet nozzle type

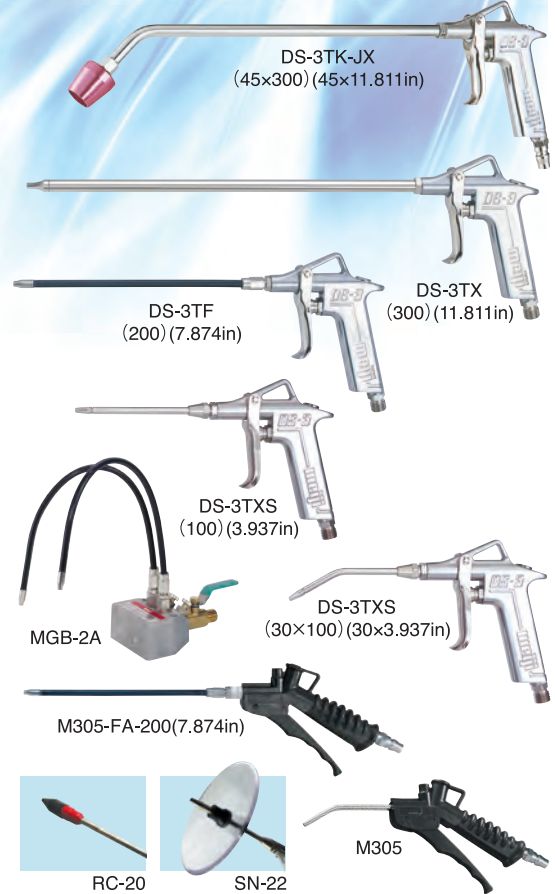


Model No.	Pipe bending angle	Pipe length mm(in)	Nozzle bore mm(in)	Air pressure MPa(PSI)	Air consumption L/min(cfm)	Weight g(lbs)(oz)	Features
DS-3	—	—	2.2 (0.087)	0.29(42)	140(4.9)	165(0.36)(5.8)	Button type
DS-3K	—	—	2.2 (0.087)	0.29(42)	140(4.9)	170(0.37)(6.0)	Button type, Quick joint type
DS-3T	—	—	2.2 (0.087)	0.29(42)	140(4.9)	185(0.41)(6.5)	Trigger type
DS-3TK	—	—	2.2 (0.087)	0.29(42)	140(4.9)	190(0.42)(6.7)	Trigger type, Quick joint type
DS-3TX (100 (45×100))	0° 45°	100(3.937) φ10(0.394)	2.2 (0.087)	0.29(42)	140(4.9)	220(0.49)(7.8)	Trigger type, Extension type
DS-3TX (300 (45×300))		300(11.811) φ10(0.395)					
DS-3TX (500 (45×500))		500(19.685) φ10(0.396)					
DS-3TXS (100 (30×100))	0° 30°	100(3.937) φ6(0.236)	3.0 (0.118)	0.29(42)	205(7.2)	210(0.46)(7.4)	Trigger type, Small diameter, Lightweight, Blowing force increased by 3% Capable of nozzle attachment, RC-20 and SN-22
DS-3TXS (300 (30×300))		300(11.811) φ6(0.236)					
DS-3TXS (500 (30×500))		500(19.685) φ6(0.236)					
DS-3TA	—	—	2.2 (0.087)	0.29(42)	130(4.6)	190(0.42)(6.7)	Trigger type, with air flow rate adjuster
DS-3TF (200)	Free	200(7.874)	2.0 (0.079)	0.29(42)	100(3.5)	205(0.45)(7.2)	Trigger type, Freely adjustable pipe angle
DS-3TF (300)		300(11.811)					
DS-3TF (500)		500(19.685)					
DS-3TK-J	—	—	—	0.5(73)	350(12.4)	190(0.42)(6.7)	Trigger type, Quick joint type, Jet nozzle type
DS-3TK-JX (100 (45×100))	0° 45°	100(3.937)	—	0.5(73)	350(12.4)	240(0.53)(8.5)	Trigger type, Quick joint type, Jet nozzle type, Extension type
DS-3TK-JX (300 (45×300))		300(11.811)					
DS-3TK-JX (500 (45×500))		500(19.685)					
MGB-2A	Free	300(11.811)	2.0 (0.079)	0.29(42)	110(3.9) ×2	560(1.23)(19.8)	With magnetic base Suction force: 15kg Twin nozzles, Freely adjustable pipe angle
MGB-2A-500		500(19.685)					

- Models with K after the model number are equipped with a 1/4 quick joint for the duster's air connection.
- Replacement nozzles are available for pipe lengths of 200mm(7.874in), 300mm(11.811in) and 500mm(19.685in) for Model DS-3TF.
- Replacement nozzles are available for pipe lengths of 300mm(11.811in) and 500mm(19.685in) for Model MGB-2A.
- Air inlet : G 1/4 or quick joint

Model No.	Pipe bending angle	Pipe length mm(in)	Nozzle bore mm(in)	Air pressure MPa(PSI)	Air consumption L/min(cfm)	Weight g(lbs)(oz)	Features	
M305	30°	90(3.543)	3.6(0.142)	0.29(42)	250(8.8)	132(0.29)(4.7)	Attachment Quick joint, Hexagon socket head screw, rubber tip tube	
M305-FA-200	Free	200(7.874)	2.0(0.079)		100(3.5)	160(0.35)(5.6)		170(0.37)(6.0)
M305-FA-300		300(11.811)						
M305-FA-500		500(19.685)						

- Maximum operating pressure is 1.57MPa(228PSI).
- Rubber tip nozzle, RC-20 and transparent shield nozzle, SN-22 are available for M305.



AIR DUSTER WITH VACUUM FUNCTION—“VACULEANER”

When the ball valve is closed, air is blown out. When the ball valve is open, air is sucked in. A small quantity of compressed air draws in a large quantity of secondary air, resulting in a strong suction force.

Applications

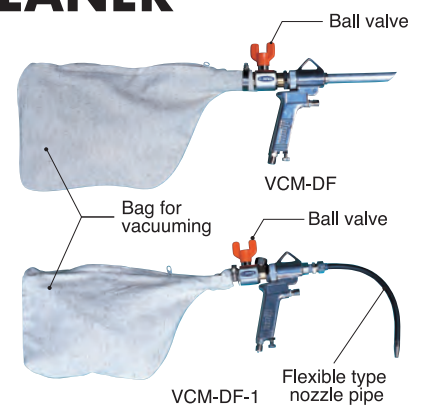
Cleaning : Vacuuming and blowing of metal shavings from machining, grinding powder, sands, wood shaving sawdust and thread scraps from sewing.

Collection : Collection of barrel sands sandblasting sands and small spare parts.

Cooling : Cooling of mold cast pieces, forged pieces, and welded pieces.

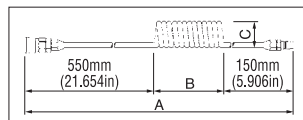
Model No.	Pipe diameter Inner dia.×Outer dia. mm(in)	Air consumption L/min(cfm)	Suction force kPa(PSI)	Air pressure MPa(PSI)	Pipe length mm(in)	Weight g(lbs)(oz)
VCM-DF	11(0.433)×14(0.551)	260(9.2)	19.4(3)	0.49(71)	100(3.937)	504(1.11)(17.8)
VCM-DF-1	5(0.197)×11(0.433)				200(7.874)	545(1.20)(19.2)

- Air inlet : G 1/4

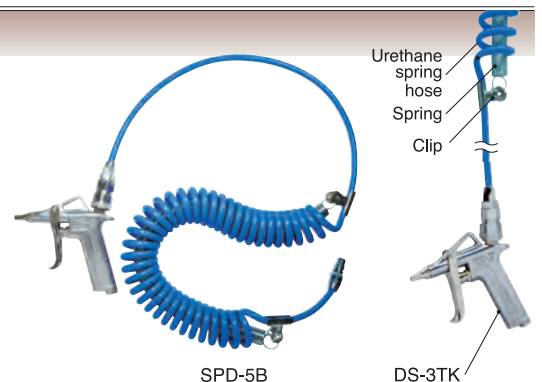


SPRING DUSTER SET

Duster Set consists of a urethane spring hose. The spring is inserted into the spring hose to prevent from stretching and to keep the air duster suspended in the same position to improve work efficiency.



Model No.	Spring duster set		Urethane hose				Spring			
	Overall length when attached to duster mm(in)	Extendable length mm(in)	Inner dia. Outer dia. mm(in)	A mm(in)	B mm(in)	C mm(in)	Normal pressure MPa(PSI)	Overall length mm(in)	Outer dia. mm(in)	Wire dia. mm(in)
SPD-3B	1,050 (41.339)	2,000 (78.740)	5(0.197) × 8(0.315)	680 (26.772)	180 (7.087)	42 (1.654)	0.7 (102)	250 (9.843)	18 (0.709)	1.0 (0.039)
SPD-5B	1,550 (61.024)	3,000 (118.100)	8(0.315) × 11(0.433)	1,100 (43.307)	400 (15.748)	42 (1.654)	0.7 (102)	400 (15.748)	18 (0.709)	1.0 (0.039)



AIR HOSE, PAINT HOSE



AH-7



AHU-6.5



FHN-7.5

Name	Model No.	Material classification	Specification		
			Inner dia.×Outer dia. mm(in)	Working pressure MPa(PSI)	Length m(ft)
Air hose	AH-7	Vinyl chloride	7(0.276)×13(0.512)	1.0(145)	20(65.6) 100(328.1)
	AH-9.5		9.5(0.374)×16(0.630)		
	AHU-6.5	Urethane	6.5(0.256)×10(0.394)	1.5(218)	20(65.6) 30(98.4) 50(164.0) 100(328.1)
	AHU-8.5		8.5(0.335)×12.5(0.492)		
	MP		4(0.157)×6(0.236)	0.34(49)	5(16.4)
Paint hose	FHN-7.5	Urethane, Nylon	7.5(0.295)×10.5(0.413)	0.49(71)	20(65.6)
	FH-7.5	Urethane with earth wire, Nylon	7.5(0.295)×10.5(0.413)	1.47(213)	
	FH-9.5		9.5(0.374)×14(0.551)		
Twin hose	TH-7.5	Air	Urethane	1.47(213)	5(16.4) 10(32.8) 15(49.2) G1/4 fittings included
		Paint	Urethane, Nylon		
Twin tube	TT-6×4	Air	Urethane	1.0(145)	2(6.6) 5(16.4) 10(32.8) T3-02 fittings included
		Paint	Urethane, Nylon		

QUICK JOINT



12PFG



12SM



22PFG



SMK-22

Model No.	Specification (Compatible hose)	
	Small	Standard
12SH	SHK-22	S type quick × 1/4 Hose (AH-7)
12SM	SMK-22	S type quick × R1/4 Male screw
12SMS	—	S type quick × G1/4 Male screw
12SF	SFK-22	S type quick × Rc1/4 Female screw
12SB	22SB	S type quick × 1/4 Urethane. hose (AHU-6.5)
13SB	23SB	S type quick × 3/8 Urethane. hose (AHU-8)
12PH	PHK-22	P type quick × 1/4 Hose (AH-7)
12PM	PMK-22	P type quick × R1/4 Male screw
12PFG	22PFG	P type quick × G1/4 Female screw
12PB	22PB	P type quick × 1/4 Urethane. hose (AHU-6.5)
13PB	23PB	P type quick × 3/8 Urethane. hose (AHU-8.5)

AIR HOSE COUPLING, FLUID HOSE COUPLING, BALL VALVES, TIRE CHUCKING



HJ-02



HJ-03



TJ-02



SN-02



CJ-02



SN-03



KN-02



YN-02



YF-02



YJ-02



AN-023



BV-6



MH-4




HC-13



TC-1



TC-2



TC-3

Model No.	Items	Specification
HJ-02	Hose joint	G1/4 Cap nut 1/4 straight joint
HJ-021		G1/4 Cap nut straight joint *1
HJ-03		G3/8 Cap nut 3/8 straight joint
HJ-032		G3/8 Cap nut 1/4 straight joint
TJ-02	Tube joint	(6×4) × G1/4
CJ-02	Bent hose joint	G1/4 Cap nut 1/4 Bent hose joint
SN-02	Intermediate nipple	G1/4 × G1/4
SN-03		G3/8 × G3/8
KN-02	Single tapered nipple	R1/4 × G1/4
KN-032		R3/8 × G1/4
YN-02	Y-shaped trifurcate nipple	G1/4 nipple (3)
YF-02	Y-shaped cap nut trifurcate nipple	G1/4 Cap nut (1) × G1/4 nipple (2)
YJ-02	Y-shaped trifurcate joint	1/4 straight joint (3)
AN-023	Adapter	G1/4 Cap nut × G3/8 nipple
AN-032		G3/8 Cap nut × G1/4 nipple
BV-6	Ball valve	R1/4 × G1/4
BV-8		R3/8 × G3/8
02NU	Universal joint	G1/4 nut (1) × Urethane hose (AHU-6.5)
03NU		G1/4 nut (1) × Urethane hose (AHU-8.5)
MH-4	Plate band	6×15 Equivalent to 1/4
HC-11		9×17 Equivalent to 3/8
HC-13		14×22 Equivalent to 1/2
TC-1	Tire chucking	For bicycle
TC-2		Long handle, Double end For double tire
TC-3		For bicycle and automobile

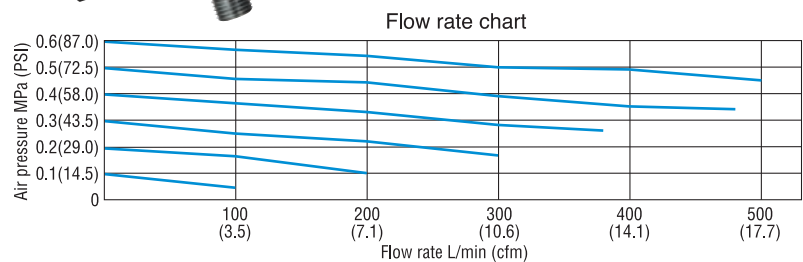
*1: AHU-6.5 and hose joint for P-2-02

GUN MOUNTED AIR ADJUSTING VALVES & GAUGES MAR

- Light & Compact ; Only 160g(0.35lbs, 5.6oz)
- Stable ; Air consumption & air pressure
- Available for other purposes ; Air tools & air system



F110-G



Model No.	Air pressure range MPa(PSI)	Available fluid	Connection inlet	Approx. dimensions mm(in)	Weight g(lbs)(oz)
MAR	0~0.7(101.5)	Air	G1/4	66(2.598)×55(2.165)×62(2.441)	160(0.35)(5.6)

TWO COMPONENT PAINTING EQUIPMENT (For urethane painting)

HM-PU Series


Paint mixing rate can be adjusted therefore it can apply to paint viscosity change by change in temperature.

Required paint for mixing is equivalent to actual use of paint, therefore it minimizes paint consumption.

Mixing is always visible by applying glass tube for agitator.

Applications

- Wood painting (Furniture, Building material, etc.)
- Metal painting (Large vehicle, Construction machinery, etc.)
- Plastic painting (Vehicle bumper, Toy, etc.)
- Other urethane painting



HM-PU-2

Model No.	Mixing ratio	Max. operating air pressure MPa(PSI)	Fluid pressure adjusting range MPa(PSI)	Max. flow rate mL/min	Paint outlet (dia.×qty.)	Air inlet (dia.×qty.)	Required compressor output kW	Approx. dimensions (W×D×H) mm(in)	Weight kg(lbs)
HM-PU-210	1/4~1/10	0.69(100)	0~0.2(0~29)	1,200	G1/4×1	G1/4×1	1.5	500×500×700 (19.7×19.7×27.6)	25(55)
HM-PU-2	1/1~1/4			1,500					

AIR COMPRESSOR

GK Series

Single-switch selection of Intermittent or Continuous operation, Equipped with Ace Controller

Efficient, Economical and Dependable... One compressor, double the function. A single switch allows selection of either continuous or intermittent compressor operation, so there's no need to choose a compressor for just one particular application.

When used in the intermittent operation mode, starting and stopping are smoother because the compressor stops and restarts after idle running in an unloaded state.

The unloaded state of GK Series compressors during intermittent operation reduces oil consumption and significantly improves the durability of most parts, resulting in lower operating costs.


Stopping in an unloaded state means there's no sudden sound of air discharge typical of conventional intermittent-operation compressors.




G-15CK




G-22CK




GK-37




GK-55C



GK-75C



GK-110C



GK-150C

Model No.	Motor output kW (ps)	Operating pressure MPa (kgf/cm ²) (PSI)	Free air delivery L/min (cfm)	Basic compressor		Air tank capacity L (gal)	Air outlet dia.×qty. B	Approx. dimensions L × W × H mm (in)	Noise level dB(A)	Weight (including motor) kg (lbs)
				Rotating speed min ⁻¹	Model No.					
G-15CK	1.5 [2]	0.78~0.98 (8~10) (113~142)	160(5.7)	975	GNO-2C	71(18.8)	G1/4×1	1,130×394×758 (44.488×15.512×29.843)	73	98(216)
G-22CK	2.2 [3]		240(8.5)	985	GNO-3C	80(21.1)	G1/4×2	1,227×394×770 (48.307×15.512×30.315)	74	115(254)
GK-37	3.7 [5]		430(15.2)	950	BT-37	120(31.7)	G1/4×1, Rc1/2×1	1,378×425×890 (54.252×16.732×35.039)	76	183(403)
GK-55C	5.5 [7.5]		660(23.3)	910	BT-55C	150(39.6)		1,395×500×1,065 (54.921×19.685×41.929)		
GK-75C	7.5 [10]		840(29.7)	870	BT-75C	240(63.4)	G1/4×1, Rc3/4×1	1,560×600×1,150 (61.417×23.622×45.276)	78	318(701)
GK-110C	11 [15]		1,360(48.0)	945	BT-110C	260(68.7)	G1/4×1, Rc1×1	1,660×620×1,234 (65.354×24.409×48.583)	80	426(939)
GK-150C	15 [20]		1,660(58.6)	1,050	BT-150CP	260(68.7)		1,660×620×1,242 (65.354×24.409×48.897)		

• The specifications of G-15CK, G-22CK, and GK-150C is based on IE1 motor.
• The specifications of GK-37, GK-55C, GK-75C, and GK-110C is based on IE3 motor.

RELATED & AUXILIARY EQUIPMENT

MSL Series Line Filters

For removal of solid matter with a diameter of 1 μm or more.

Model No.	Qty of processing air L/min(cfm)	Filtering level μm
MSL75B-03D	350(12.4)	1
MSL150B-04D	1,200(42.4)	
MSL200B-06D	1,800(63.6)	
MSL250B-10D	2,700(95.3)	
MSL400-10D	3,900(137.7)	
MSL700-14D	6,800(240.1)	
MSL1000-14D	10,800(381.3)	
MSL1300-20D	13,800(487.3)	



MSM Series Micro-mist Filters

For removal of solid matter with a diameter of 0.01 μm or more; also feature an oil collection efficiency of 0.01 mg / m³.

Model No.	Qty of processing air L/min(cfm)	Filtering level μm
MSM75B-03D	350(12.4)	0.01
MSM150B-04D	1,200(42.4)	
MSM200B-06D	1,800(63.6)	
MSM250B-10D	2,700(95.3)	
MSM400-10D	3,900(137.7)	
MSM700-14D	6,800(240.1)	
MSM1000-14D	10,800(381.3)	
MSM1300-20D	13,800(487.3)	



MSK Series Activated Carbon Filters

Absorb and remove vaporous (malodorous) oil particles.

Model No.	Qty of processing air L/min(cfm)	Density level of outlet oil mg/m ³
MSK150B-04	1,200(42.4)	0.003
MSK200B-06	1,800(63.6)	
MSK250B-10	2,700(95.3)	
MSK400-10	3,900(137.7)	
MSK700-14	6,800(240.1)	
MSK1000-14	10,800(381.3)	
MSK1300-20	13,800(487.3)	



AF Series Air Filters

For removal of relatively small particles of water and dust.



AF40-04

Model No.	Max. flow rate L/min(cfm)	Filtering level μm
AF10	180(6.4)	5
AF20	1,400(49.4)	
AF30	3,300(116.5)	
AF40	5,300(187.2)	
AF50	11,000(388.5)	
AF60	12,000(423.8)	

AFM Series Mist Separators

For removal of small particles of water and dust.



AFM40-04

Model No.	Max. flow rate L/min(cfm)	Filtering level μm
AFM20	200(7.1)	0.3
AFM30	450(15.9)	
AFM40	1,100(38.8)	

AR Series Air Regulators

For reliable and accurate pressure regulation.



AR30-03G

Model No.	Max. flow rate L/min(cfm)	Max. operating pressure MPa
AR10	125(4.4)	1.0
AR20	800(28.3)	
AR25	1,100(38.8)	
AR30	1,500(53.0)	
AR40	3,000(105.9)	
AR50	10,000(353.1)	
AR60	10,000(353.1)	

Air Combination Set

An air filter, regulator and lubricator combined in a single set simplifies piping work.



AC40-04G

HB Series Air Transformers

For removal of relatively small particles of water and dust, and for convenient adjustment of air pressure.



HB-602

Model No.	Max. flow rate L/min(cfm)	Max. operating pressure MPa(PSI)	Filtering level μm
HB-602	800(28.2)	1.0(145)	15
HBH-602	950(33.5)	1.4(203)	

AD and FD Series Automatic Drain Valves for Piping Equipment

Automatically discharge drainage midway along a pipe line, or from an air cleaner or dryer.



AD-5

Model No.	Port size B
AD-5	Rc $\frac{1}{2}$
FD-1D-04	
FD-5-04	
AD-402-04	

ADT Series Automatic Drain Traps

For trapping water and other drainage inside an air tank or air dryer and completely discharging it after a specified time.



ADT-3C

Model No.	Control system
ADT-2C (for use with an air tank)	Fixed one-hour timer + IC control using a water sensor
ADT-3C (for use with an air dryer)	Variable timer (2/5/10/20/30 minutes) + IC control using a water sensor

MDT-2E Drain Tanks

Collects heavy drainage and helps to keep the workplace clean. Use with ADT series automatic drain traps.



MDT-2E

Model No.	MDT-2E
Tank capacity L(gal)	1010(2.2)
Inlet	G $\frac{1}{4}$ ×1
Weight kg(lbs)(oz)	1 (2.2)(35.3)

GOS Series Oil Sensors

Prevent compressor burn-out due to a depleted lubricating oil supply.

Model No.	Applicable compressor
GOS-3B	0.75~7.5kW
GOS-3BR	
GOS-20B	11~15kW
GOS-20BR	

- R models automatically stop compressor operation.
- Models not marked with an R are warning buzzer types.



GOS-3BR



GOS-20B



Model DD800 Dust Filters

Completely shuts out dust, ensuring that only clean air is supplied to the compressor.



DD-800



For any clarification or inquiry, please call or email us at anytime!
スプレーガンのお問い合わせ、お待ちしております!

• The mechanisms, specifications and other information described in this catalog are subject to change without notice.

MEIJI AIR COMPRESSOR MFG. CO., LTD.

3-14, 2-chome, Tagawa, Yodogawa-ku Osaka 532-0027, Japan
Tel : +81-6-6309-1227 Fax : +81-6-6309-0157
URL <https://www.meijair.co.jp>
E-mail : export1@meijair.co.jp