

PAINT SUPPLY PUMP & SYSTEM EQUIPMENT

Công ty TNHH MTV Thương mại Công nghệ VI GO VIỆT.

Địa chỉ: 181C, Tổ 2, Khu Phố 3, Phường Long Bình, Biên Hòa, Đồng Nai.

Điện thoại: 0251.2222.135 - Di động: 0938.010.892 - 0988.305.300

Email: vigoviet@gmail.com, MST: 3603113168

Website: <http://sungsondongnai.com> hoặc <http://vigoviet.com> hoặc <http://airbrush.com.vn>



PAINT SUPPLY PUMP & SYSTEM EQUIPMENT

Paint Pump Variations

Diaphragm Paint Pump

Air operated, simple construction, highly stable platforms for a wide range of uses in various applications including: low pressure paint output, multiple guns, paint transfer, etc.

Bellows Seal Pump

Piston Pump with Bellows Seal Construction, with high pressure ratio & high output. It can be used with high viscosity materials and/or multiple gun setups.

Plunger Pump

Air-Driven Plunger Pump is available for high viscosity paint applications.

Pump Type		Diaphragm Pump							
Model		DDP-70B	DDP-70BN	DDP-90E	DDP-90EN	DDP-120B	DDP-120BN	DDP-160D	DDP-160DN
Fluid Passage Material		Aluminum	Stainless	Aluminum	Stainless	Aluminum	Stainless	Aluminum	Stainless
Pressure Ratio		1:1		1:1		1:1		1:1	
Operating Pressure Range		0.15~0.7MPa		0.15~0.7MPa		0.15~0.7MPa		0.15~0.85MPa	
Max Paint Pressure		0.7MPa		0.7MPa		0.7MPa		0.83MPa	
Output Per Cycle		20ml/cycle		50ml/cycle		150ml/cycle		330ml/cycle	
Max Cycles		300cycles/min		200cycles/min		200cycles/min		200cycles/min	
Max Output*1		6l/min		10l/min		30l/min		66l/min	
Output per 30cycle/min		0.6l/min		1.5l/min		4.5l/min		10l/min	
Viscosity Range*2		60s/NK-2 190mPa·s		100s/NK-2 300mPa·s		100s/NK-2 300mPa·s		— 3,000mPa·s	
Application	Pump	●	●	●	●	●	●	●	●
	Stand Mount	△	△	●	●	●	●	—	—
	18l Tank Mount	●	△	—	—	—	—	—	—
	Wall Mount	●	●	●	●	●	●	—	—
	5l Hopper Type	●	●	—	—	—	—	—	—
	18l Tank Transfer Type	●	△	—	—	—	—	—	—
	Pail Tank Mount(20l)	●	●	●	●	●	●	—	—
	Elevator Stand Typ(18lTank)	●	●	●	●	●	●	—	—
	Elevator Stand Type(20l Pail Tank)	●	●	●	●	●	●	—	—

*1 Liquid: Water, Figures from testing at the pump outlet with no load.

*2 Viscosity can be limited by suction and output hose length and diameter.

* For use with other materials like lubricant, chemicals or highly acidic/basic materials please contact ANEST IWATA for recommendations.

Required output as related to pump selection (Includes pump system volume)

Model	DDP-70B DDP-70BN	DDP-90E DDP-90EN	DDP-120B DDP-120BN	DDP-160D DDP-160DN	BSP-A030 BSP-A030-T	PP-7201B
Output requirement (with pump system volume)	~0.6l/min	~1.5l/min	~4.5l/min	~10l/min	~17.1l/min	~2.7l/min
Output Per Cycle	20ml/min	50ml/min	150ml/min	330ml/min	570ml/min	90ml/min
Output at 30cycles/min	0.6l/min	1.5l/min	4.5l/min	10l/min	17.1l/min	2.7l/min

※Above data is but one criteria for selecting your pump. Please consider all factors of your application before making your selection.

Selection Criteria

What paint would be used?

Aluminum or Stainless Steel wetted parts are available to handle a wide variety of materials.

Where is your work location?

Various configurations are available (wall mount, cart mount, elevator type, etc.) to meet any user needs.

How much material is required?

Pump size is determined not only by the number of guns to be used, but also the length of the paint lines, the head on the pump and the viscosity of the paint. It is important not to oversize the pump to minimize waste.

Bellows Seal Pump		Plunger Pump
BSP-A030	BSP-A030C-N	PP-7021B
Aluminum	Stainless Steel	Aluminum
3:1		2.3:1
0.15~0.7MPa		0~0.7MPa
2.1MPa		1.7MPa
570ml/cycle		90ml/cycle
70cycles/min		50cycles/min
40ℓ/min		4.5ℓ/min
17.1ℓ/min		2.7ℓ/min
— 10,000mPa·s		100s/NK-2 300mPa·s
●	●	—
—	—	●
—	—	—
—	—	—
—	—	—
—	—	—
—	—	—
—	—	—
—	—	—

● Standard

△ Custom versions available

Diaphragm paint pump

1. Stable output

Minimal pulsation

2. Easy clean up and color changes


All end bells are mirror polished to reduce the time associated with clean up and color changes.

Users can also reduce wasted coatings and solvents.


3. Many configurations and sized to meet your needs.

We have many sizes, varieties and configurations of diaphragm pumps. One of which can be easily adapted to your specific needs.

Air operating valve.




DDP-70B



DDP-90E/-120B

Lid Inner



Operating principle of diaphragm pump

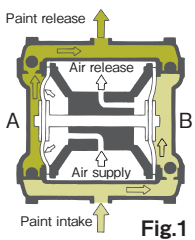


Fig.1

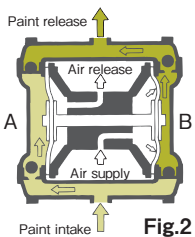
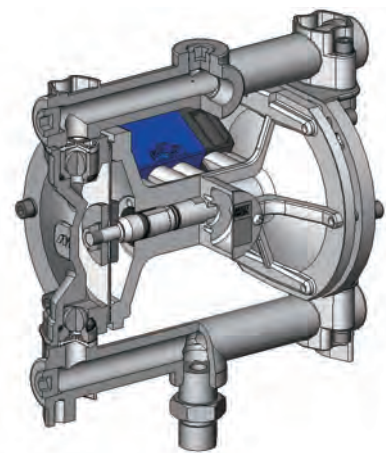



Fig.2

A very simple construction. Movement of 2 diaphragms, fitted to both ends of the rod, pressurizes and releases paint. Compressed air enters A side air chamber of fig.1 and pushes diaphragm towards left, which releases paint. At the same time, B side diaphragm connected to rod moves towards left also and sucks paint. When the rod moves to left fully, air valve changes over. Compressed air enters B side air chamber of fig.2 and pushes diaphragm towards right, which releases paint. At the same time, A side diaphragm sucks paint. Pump repeats above movement of continuous suction and release, resulting in stable flow without pulsation.




DDP section

Diaphragm paint pump series




DDP-70B



DDP-70BN



DDP-90E



DDP-90EN

Model	DDP-70B	DDP-70BN	DDP-90E	DDP-90EN
Material of wetted parts	Aluminum	Stainless	Aluminum	Stainless
Pressure ratio	1:1		1:1	
Adjustable pressure range	0.15~0.7MPa		0.15~0.7MPa	
Paint output/cycle	20ml/cycle		50ml/cycle	
Max. Cycle No.	300cycles/min		200cycles/min	
Max. Paint output *1	6l/min		10l/min	
Normal paint output (30cycle/min)	0.6l/min		1.5l/min	
Max. Paint viscosity *2	60s/NK-2 190mPa·s		100s/NK-2 300mPa·s	
Paint temperature	5~40°C		5~40°C	
Air inlet	G1/4B (PF1/4male)		G1/4B (PF1/4male)	
Paint inlet	Rc1/4 (PT1/4female)		G1/2B (PF1/2male)	
Paint outlet	Rc1/4 (PT1/4female)		Rc3/8 (PT3/8female)	
Mass	2kg	3.2kg	3.1kg	5kg
Dimensions (LxWxH)	173×113×143mm		186×213×220mm	
Mounting dimensions				
Performance curve	<p>*0.3/0.5/0.7MPa in graph shows air pressure. *Test by turpentine.</p>		<p>*0.3/0.5/0.7MPa in graph shows air pressure. *Test by turpentine.</p>	
Required compressor (for pump)	0.4~0.75kW		0.4~0.75kW	

*1 Fluid: clear water, no-load, simple body of pump, part of paint output

*2 Suction hose and pipe arrangement can change Max viscosity.



DDP-120B

DDP-120BN

DDP-160D

DDP-160DN

Model	DDP-120B	DDP-120BN	DDP-160D	DDP-160DN
Material of wetted parts	Aluminum	Stainless	Aluminum	Stainless
Pressure ratio	1:1		1:1	
Adjustable pressure range	0.15~0.7MPa		0.15~0.83MPa	
Paint output/cycle	150ml/cycle		330ml/cycle	
Max. Cycle No.	200cycles/min		200cycles/min	
Max. Paint output*1	30l/min		66l/min	
Normal paint output (30cycle/min)	4.5l/min		10l/min	
Max. Paint viscosity*2	100s/NK-2 300mPa·s		— 3,000mPa·s	
Paint temperature	5~40°C		5~40°C	
Air inlet	G1/4B (PF1/4male)		G1/4B (PF1/4male)	
Paint inlet	G1/2B (PF1/2male)		G3/4B (PF3/4male)	
Paint outlet	Rc3/8 (PT3/8female)		G3/4B (PF3/4male)	
Mass	4kg	7.2kg	11kg	16.5kg
Dimensions (LxWxH)	207×223×274mm		210×290×320mm	
Mounting dimensions				
Performance curve	<p>*0.3/0.5/0.7MPa in graph shows air pressure. *Test by turpentine.</p>		<p>*0.3/0.5/0.7MPa in graph shows air pressure. *Test by turpentine.</p>	
Required compressor (for pump)	0.4~1.5kW		1.5~3.7kW	

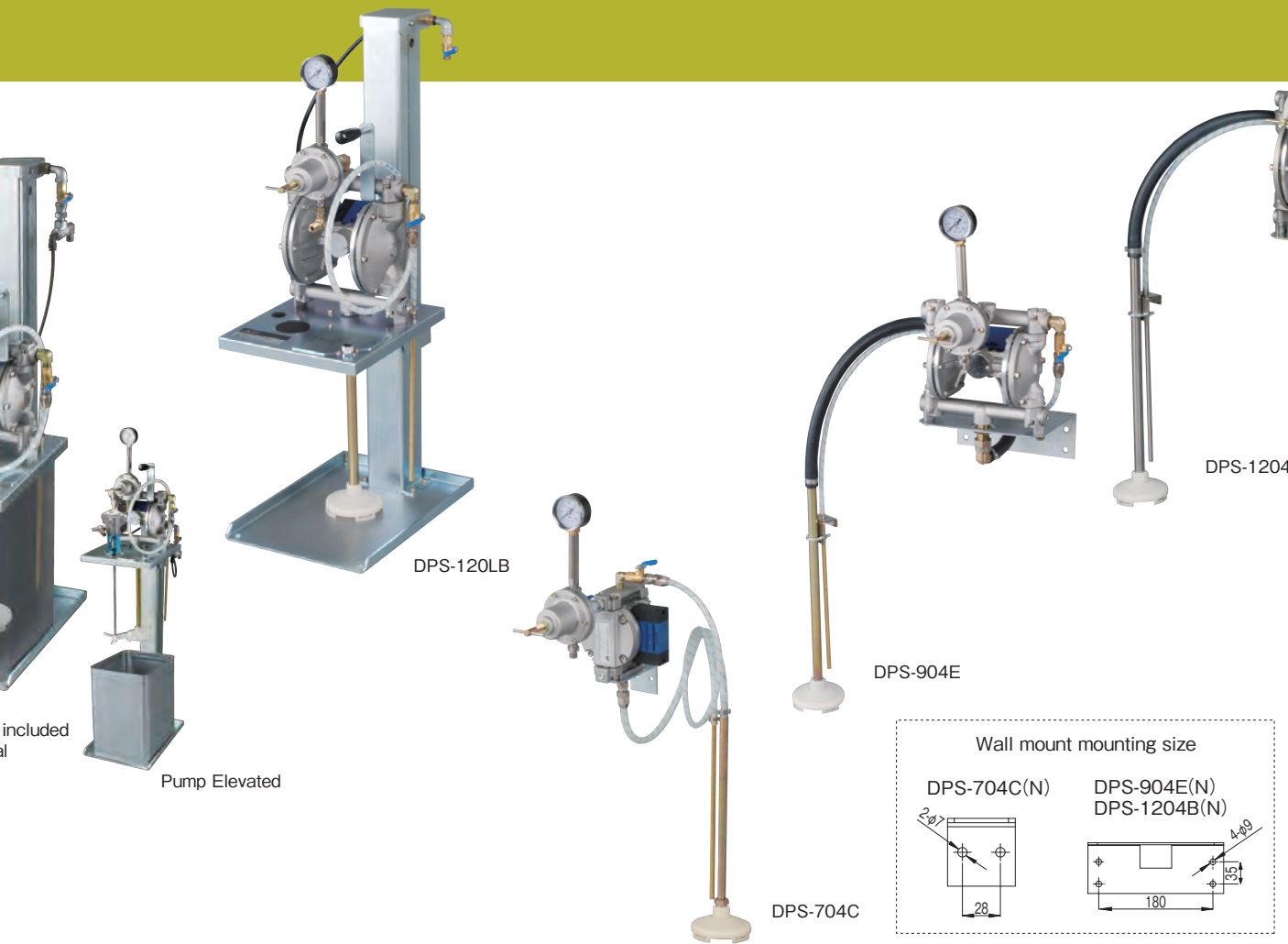
*About lubricant agent, medicinal solution, or non-coating usage, please contact us with information of your fluid, pH, viscosity, fluid feature.

Diaphragm paint pump variation type



Type		Pail-mount	Transfer pump for pail	Stand Mount				Wall Mount			
Pump set Model		DPS-70C	DPS-70TC	DPS-90E	DPS-90EN	DPS-120B	DPS-120BN	DPS-704C	DPS-704CN	DPS-904E	DPS-904EN
Diaphragm Pump	Model	DDP-70B		DDP-90E	DDP-90EN	DDP-120B	DDP-120BN	DDP-70B	DDP-70BN	DDP-90E	DDP-90EN
	Material of wetted parts	Aluminum		Aluminum	Stainless	Aluminum	Stainless	Aluminum	Stainless	Aluminum	Stainless
	Normal paint output (30cycle/min)	0.6l/min		1.5l/min		4.5l/min		0.6l/min		1.5l/min	
	Max. Paint output *1	6.0l/min		10.0l/min		30l/min		6.0l/min		10.0l/min	
	Adjustable pressure rang	0.15~0.7MPa		0.15~0.7MPa				0.15~0.7MPa			
Paint Regulator	Model	PR-5B	not included	PR-5B	PR-5BN	PR-5B	PR-5BN	PR-5B	PR-5BN	PR-5B	PR-5BN
	Material of wetted part	Aluminum	—	Aluminum	Stainless	Aluminum	Stainless	Aluminum	Stainless	Aluminum	Stainless
	Adjustable pressure range	0~0.6MPa	—	0~0.6MPa				0~0.6MPa			
	Max Flow	2.0l/min	—	2.0l/min				2.0l/min			
Max. Paint viscosity *1		60s/NK-2 190mPa·s		100s/NK-2 300mPa·s				60s/NK-2 190mPa·s		100s/NK-2 300mPa·s	
Paint temperature		5~40°C		5~40°C				5~40°C			
Air inlet / Paint outlet		G1/4B (PF1/4male)		G1/4B (PF1/4male)				G1/4B (PF1/4male)			
Pain filter		50mesh	not included	50mesh				50mesh			
Option	Paint filter	TF-7:100mesh	—	TF-7:100mesh	—	TF-7:100mesh	—	TF-7:100mesh	—	TF-7:100mesh	—
	Agitator	—	—	—	—	—	—	—	—	—	—
	Paint regulator for 2 spray guns	PR-5B-S1	—	PR-5B-S1	PR-5BN-S1	PR-5B-S1	PR-5BN-S1	PR-5B-S1	PR-5BN-S1	PR-5B-S1	PR-5BN-S1
Dimensions (LxWxH)		173x393x663mm	173x213x515mm	360x348x781mm		366x357x823mm		173x307x364mm		356x269x449mm	
Mass		4kg	3kg	7kg	9kg	8kg	11kg	4kg	5kg	6kg	7kg
Required compressor (for pump)		0.4~0.75kW	0.75~1.5kW	0.4~0.75kW		0.4~1.5kW		0.4~0.75kW			

*1 Suction hose and pipe arrangement can change Max viscosity. *Each type has stainless version. If you need, please consult us.



included
al

Pump Elevated

DPS-120LB

DPS-904E

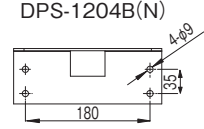
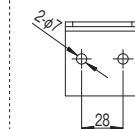
DPS-1204B

DPS-704C

Wall mount mounting size

DPS-704C(N)

DPS-904E(N)
DPS-1204B(N)



hopper		
DPS-1204B	DPS-1204BN	HDP-705C
DDP-120B	DDP-120BN	DDP-70B
Aluminum	Stainless	Aluminum
4.5ℓ/min		0.6ℓ/min
30ℓ/min		6.0ℓ/min
0.15~0.7MPa		
PR-5B	PR-5BN	PR-5B
Aluminum	Stainless	Aluminum
0~0.6MPa		
2.0ℓ/min		
NK-2 Pa·s		60s/NK-2 190mPa·s
5~40℃		
G1/4B(PF1/4male)		
50mesh		
TF-7:100mesh	—	TF-7:100mesh
—	—	AMM-722B
PR-5B-S1	PR-5BN-S1	PR-5B-S1
356×269×491mm		410×226×446mm
6kg	10kg	8kg
0.4~1.5kW		0.4~0.75kW

Type	Elevator Stand Type (Pail)						
Pump set Model	DPS-70LC	DPS-70LCN	DPS-90LE	DPS-90LEN	DPS-120LB	DPS-120LBN	
Diaphragm Pump	Model	DDP-70B	DDP-70BN	DDP-90E	DDP-90EN	DDP-120B	DDP-120BN
	Material of wetted parts	Aluminum	Stainless	Aluminum	Stainless	Aluminum	Stainless
	Normal paint output (30cycle/min)	0.6ℓ/min		1.5ℓ/min		4.5ℓ/min	
	Max. Paint output *1	6.0ℓ/min		10.0ℓ/min		30ℓ/min	
	Adjustable presure rang	0.15~0.7MPa					
Paint Regulator	Model	PR-5B	PR-5BN	PR-5B	PR-5BN	PR-5B	PR-5BN
	Material of wetted part	Aluminum	Stainless	Aluminum	Stainless	Aluminum	Stainless
	Adjustable pressure range	0~0.6MPa					
Max Flow	2.0ℓ/min						
Max. Paint viscosity *1	60s/NK-2 190mPa·s			100s/NK-2 300mPa·s			
Paint temperature	5~40℃						
Air inlet / Paint outlet	G1/4B(PF1/4male)						
Pain filter	50mesh						
Option	Paint filter	TF-7:100mesh	—	TF-7:100mesh	—	TF-7:100mesh	—
	Agitator	AMM-721B		AMM-721B		AMM-721B	
	Paint regulator for 2 spray guns	PR-5B-S1	PR-5BN-S1	PR-5B-S1	PR-5BN-S1	PR-5B-S1	PR-5BN-S1
Dimensions (LxWxH)	390×260×823mm (Elevated height 1,120mm)			390×260×823mm (Elevated height 1,174mm)		390×260×823mm (Elevated height 1,211mm)	
Mass	16kg	18kg	17kg	19kg	18kg	22kg	
Required compressor (for pump)	0.4~0.75kW					0.4~1.5kW	

*1 Suction hose and pipe arrangement can change Max viscosity. *Each type has stainless version. If you need.



BN



DPS-902E
Pail tank is not included
Mixer is optional



DPS-1202B
Pail tank is not included
Mixer is optional



HDP-705C



DPS-70TC



DPS-70C

Elevator Stand Type (20ℓ round pail)						Pail Tank Mount (20ℓ)					
DPS-70LPC	DPS-70LPCN	DPS-90LPE	DPS-90LPEN	DPS-120LPB	DPS-120LPBN	DPS-702C	DPS-702CN	DPS-902E	DPS-902EN	DPS-1202B	DPS-1202BN
DDP-70B	DDP-70BN	DDP-90E	DDP-90EN	DDP-120B	DDP-120BN	DDP-70B	DDP-70BN	DDP-90E	DDP-90EN	DDP-120B	DDP-120BN
Aluminum	Stainless	Aluminum	Stainless	Aluminum	Stainless	Aluminum	Stainless	Aluminum	Stainless	Aluminum	Stainless
0.6ℓ/min		1.5ℓ/min		4.5ℓ/min		0.6ℓ/min		1.5ℓ/min		4.5ℓ/min	
6.0ℓ/min		10.0ℓ/min		30ℓ/min		6.0ℓ/min		10.0ℓ/min		30ℓ/min	
0.15~0.7MPa						0.15~0.7MPa					
PR-5B	PR-5BN	PR-5B	PR-5BN	PR-5B	PR-5BN	PR-5B	PR-5BN	PR-5B	PR-5BN	PR-5B	PR-5BN
Aluminum	Stainless	Aluminum	Stainless	Aluminum	Stainless	Aluminum	Stainless	Aluminum	Stainless	Aluminum	Stainless
0~0.6MPa						0~0.6MPa					
2.0ℓ/min						2.0ℓ/min					
60s/NK-2 190mPa·s		100s/NK-2 300mPa·s				60s/NK-2 190mPa·s		100s/NK-2 300mPa·s			
5~40℃						5~40℃					
G1/4B (PF1/4male)						G1/4B (PF1/4male)					
50mesh						50mesh					
TF-7:100mesh	—	TF-7:100mesh	—	TF-7:100mesh	—	TF-7:100mesh	—	TF-7:100mesh	—	TF-7:100mesh	—
AMM-721B		AMM-721B		AMM-721B		AMM-721B		AMM-721B		AMM-721B	
PR-5B-S1	PR-5BN-S1	PR-5B-S1	PR-5BN-S1	PR-5B-S1	PR-5BN-S1	PR-5B-S1	PR-5BN-S1	PR-5B-S1	PR-5BN-S1	PR-5B-S1	PR-5BN-S1
410X300X823 (Elevated height 1,120mm)		410X300X823 (Elevated height 1,174mm)		410X300X823 (Elevated height 1,211mm)		308×307×689mm		307×325×687mm		307×325×729mm	
18kg	19kg	18kg	21kg	19kg	23kg	5kg	6kg	6kg	8kg	7kg	11kg
0.4~0.75kW				0.4~1.5kW		0.4~0.75kW				0.4~1.5kW	

please consult us.

Bellows seal pump

1. Maximum Durability reduces maintenance and downtime.

A bellows seal separates the wetted parts from the air side to minimize friction and extend service intervals.

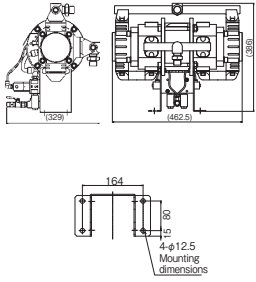
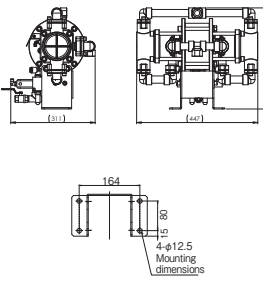
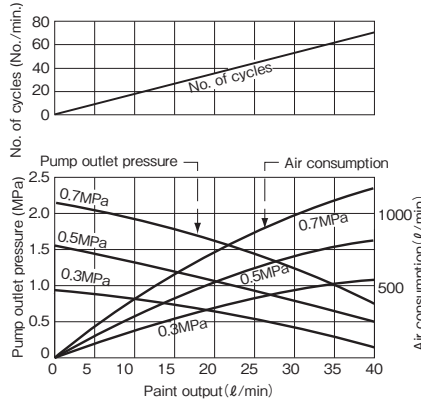
2. For eco-friendly paint tend to have high viscosity.

Eco-friendly paint, such as water-based paint, tends to have high viscosity. With the 1:3 pressure ratio, the pumps primes and pumps easily.

3. For multiple spray guns.

Paint output per cycle is high and can be used with more than 10 spray guns.


Bellows seal pump BSP-A030 series

Model	BSP-A030	BSP-A030C-N
Material of wetted parts	Aluminum	Stainless steel
Pressure ratio	3:1	
Adjustable pressure range	0.15~0.7MPa	
Max Paint Pressure	2.1MPa	
Paint output/cycle	570mℓ/cyle	
Max. Cycle No.	70cycles/min	
Max. Paint output *1	40ℓ/min	
Normal paint output (30cycle/min)	17.1ℓ/min	
Max. Paint viscosity *2	10,000mPa·s	
Paint temperature	5~40°C	
Air inlet	G3/8B (PF3/8male)	Rc3/8(PT3/8female)
Paint inlet	G3/4B (PF3/4male)	Rp1(PS1female)
Paint outlet	G3/4B (PF3/4male)	Rp1(PS1female)
Mass	26kg	27kg
Dimensions (LxWxH)	329×462.5×386mm	311×447×373
Mounting dimensions		
Performance curve		
Required compressor (for pump)	3.7~7.5kW	



BSP-A030C-N

Bellows seal



Cross-section.

*1 Fluid: water, no-load on pump, pump body only. Measured at pump outlet.

*2 Suction hose and pipe arrangement can change Max viscosity.

* About lubricant agent, medicinal solution, or For non-coating uses please contact ANEST IWATA for recommendations.

Plunger pump

1.Paint regulators included in setup

This means you only need to add the spray gun to get started.

2.Usable for sell paint system

To mix with back pressure valve, it is usable for mini-circulation system.

Plunger paint pump PPS series

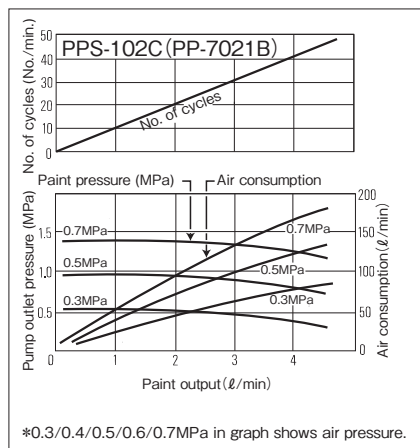
Model	PPS-102C	
Type	For one gun	
	PP-7021B	
Material of wetted parts	Aluminum stainless	
Pressure ratio	2.3:1	
Regulator model	RR-55B	
Air pressure range	0~0.7Mpa	
Paint out put (30cycle/in)	2.7ℓ/min	
Paint regulator model	Special type PR-51B	
Wetted material	Aluminum	
Adjustable pressure range	0~0.6MPa	
Max. paint flow	2.0ℓ/min	
Max. Paint viscosity *1	100s/NK-2 300cPs	
Paint temperature	60°C	
Air inlet	G1/4(PF1/4male)	
Paint outlet	G3/8B(PF/3/8male)x1	
Paint filter	50mesh	
Paint intermediate filter	60mesh	
Options	Paint filter	TF-71:100mesh
	Agitator	AMM-711/AMM-611
Dimensions (LxWxH)	380x360x695mm	
Mass	13.6kg	
Required compressor (for pump)	0.4~0.75kW	



PPS-102C

*1 Suction hose and pipe arrangement can change Max viscosity.

Performance curve



Paint supply equipment


Paint regulator PR-5B series

This regulator offers precision control over paint delivery to maintain film thickness.

Mirror polished housings offer superior cleanability.

Two types are offered based on the desired pressure range.

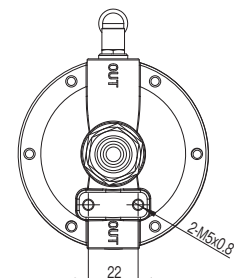
Model	PR-5B	PR-5BN	PR-51B	PR-5BL	PR-5BLN
Type	Conventional		Stand	Low pressure and volume	
Material of wetted parts	Aluminum	Stainless	Aluminum	Aluminum	Stainless
Pressure range	0~0.6MPa			0~0.3MPa	
Max. flow	2.0ℓ/min			1.5ℓ/min	
Max. inlet pressure	2.5MPa			0.7MPa	
Paint inlet	G3/8B				
Paint outlet	G1/4B				
Dimensions (LxWxH)	84×165×260mm		84×141×220mm	84×165×260mm	
Mass	850g	1,020g	900g	850g	1,020g
Mounting dimensions	2-M5x0.8, deepness 8mm, pitch=22mm				



Flow control valve FCV-3 series.

For remote control of fluid flow.

Model	FCV-3/3N	FCV-31/31N	FCV-31-R4/31N-R4	FCV-31-R8/31N-R8
Type	Conventional	Drain Valve Unit	Drain Valve unit for use with low outlet pressures.	
Material of wetted part	Aluminum/Stainless	Aluminum/Stainless	Aluminum/Stainless	Aluminum/Stainless
Control Ratio	1:1	1:1	1:4	1:8
Optimum paint flow	more than 100ml/min		35~100ml/min	20~50ml/min
Pressure range	0~0.6MPa			
Max flow	2.0ℓ/min			
Max. inlet pressure	2.5MPa			
Air inlet	Rc1/8(PT1/8female) φ6 tube joint			
Paint inlet	G3/8B(PF3/8 male)			
Paint outlet	Rc1/4(PT1/4female)x2			
Dimensions (LxWxH)	84×84×106mm	84×112×112mm		
Mass	570g/720g	750g/900g		
Mount dimension front	2-M5x0.8, deepness 13mm, pitch=20mm			
Mount dimension back	2-M5x0.8, deepness 8mm, pitch=22mm			



Back pressure valve PR-B5B series

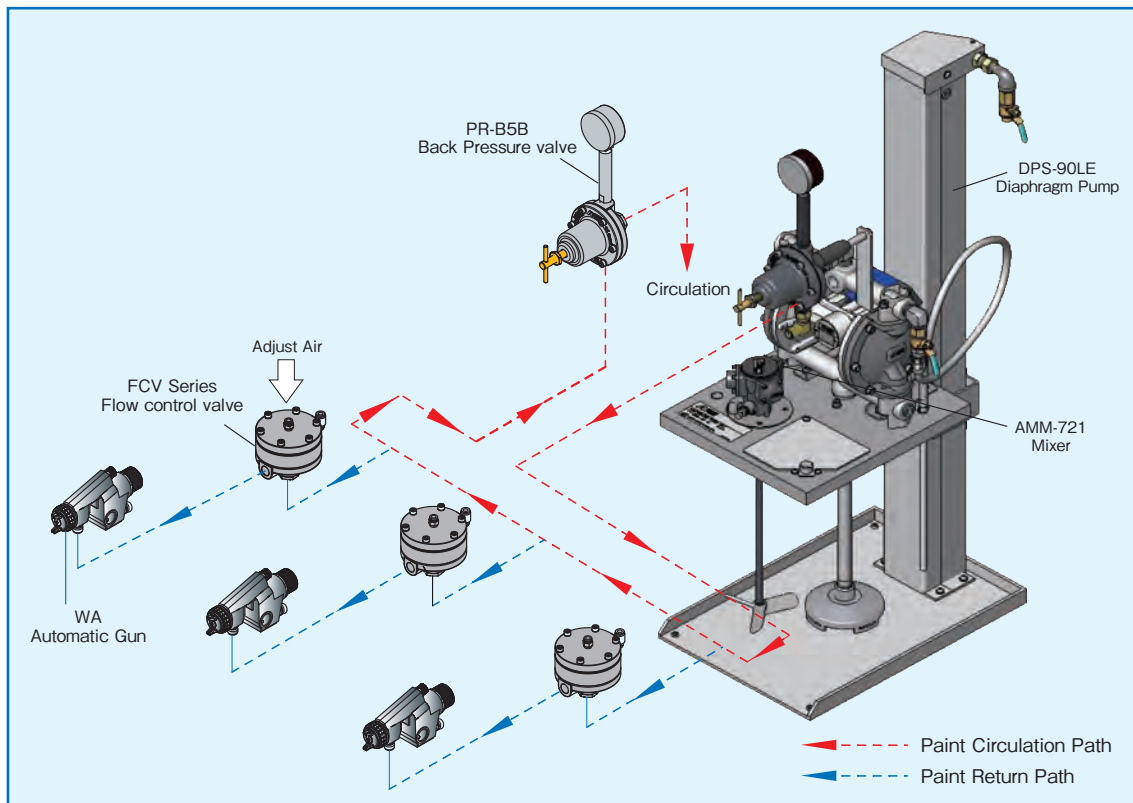
For use in circulation systems where certain materials such as metallics might settle out.

To mount a circulating line, install a back pressure valve into the DPS-series.

Model	PR-B5B	PR-B5BN
Material of wetted part	Aluminum	Stainless
Pressure range	0~0.6MPa	
Max flow	2.0ℓ/min	
Max primary pressure	0.6MPa	
Paint inlet	G1/4B (PF1/4male)	
Paint outlet	G3/8B (PF3/8male)	
Dimensions (LxWxH)	84×165×260mm	
Mass	850g	1,020g
Mount dimension	2-M5x0.8, deepness 8mm, pitch=22mm	



Paint Circulation Installation Example



Circulation system.

Paint joint for circulation system

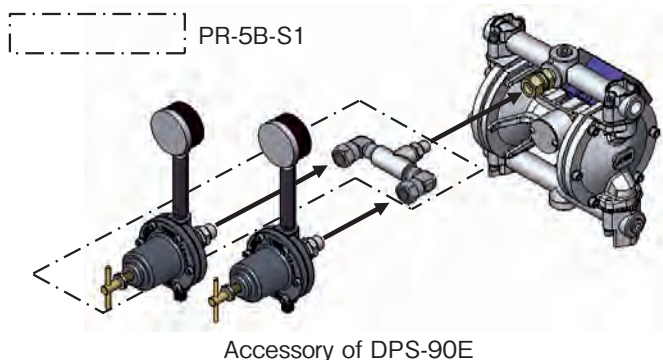
Dual inlet for guns mount circulation. Can be controlled at the gun paint inlet.

Model	TJU-221B	TJU-321B
Material of wetted part	Stainless	
Spray gun joint	G1/4 hexagon cup nut (PF1/4 hexagon cup nut)	G3/8 hexagon cup nut (PF3/8 hexagon cup nut)
Paint inlet	G1/4B(PF1/4male)	
Paint outlet	G1/4B(PF1/4male)	
Max pressure	0.69Mpa	
Usable model	W-101/LPH-101 W-61/71 WA-101/LPA-101	W-200/LPH-200 W-77 WA-200/LPA-200
Remarks	Flow control function	



Option

If you put PR-5BN-S1, you can use two guns mechanically & we have also stainless type



Accessory of DPS-90E

Paint intermediate filter

120mm



IN and OUT of TF-71 are both G³/₈

TF-7,71

Paint mixer



AMM-731
Reference P18

Paint pressure tank (Paint tank)

Paint pressure tank (Paint tank) PT series

For continuous painting of a single color, the paint pressure tank is very convenient.

It is available in both manual and automatic models equipped with a mixer to prevent the paint from settling.

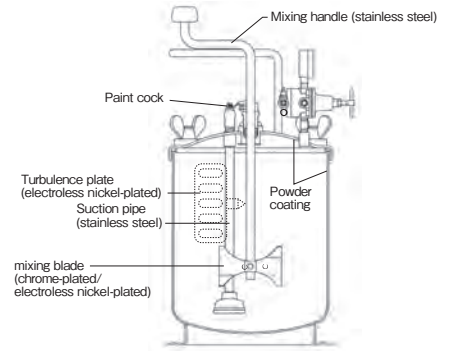
High pressure paint tank is suitable for painting high viscosity paints or adhesives as max pressure is high and fluid outlet pressure is lower.

Manual mixing

Type		For ordinary paint				
Model		PT-10D	PT-20D	PT-40D	PT-60D	PT-80D
Capacity(Max/Min)		10ℓ(8.4ℓ/2.6ℓ)	20ℓ(18.8ℓ/4.9ℓ)	40ℓ(35.6ℓ/10.7ℓ)	60ℓ(52.6ℓ/10.7ℓ)	80ℓ(68.8ℓ/10.9ℓ)
Max pressure		0.34MPa		0.18MPa		
Operation temperature		5~40°C				
Air inlet		G1/4B (PF1/4male)				
Air outlet		G1/4B (PF1/4male)				
Paint outlet		G3/8B (PF3/8male)×1		G3/8B (PF3/8male)×2		
Paint filter		60mesh				
L×W×H		315×315×547mm	310×390×652mm	460×465×700mm	500×465×885mm	500×465×1,045mm
Approx.mass		13kg	20kg	27kg	35kg	39kg
Model of Paint Regulator		RR-56B				
Options	Inner container	PTC-10W (6ℓ)	PTC-20W (14ℓ)	PTC-40W (28ℓ)	PTC-60W (46ℓ)	PTC-80W (62ℓ)
	Caster base	—	HG-6B	HG-5B		
	Paint intermediate filter	TF-71:100mesh				

Automatic mixing

Type		For ordinary paint				
Model		PT-10DM	PT-20DM	PT-40DM	PT-60DM	PT-80DM
Capacity(Max/Min)		10ℓ(8.4ℓ/2.6ℓ)	20ℓ(18.8ℓ/4.9ℓ)	40ℓ(35.6ℓ/10.7ℓ)	60ℓ(52.6ℓ/10.7ℓ)	80ℓ(68.8ℓ/10.9ℓ)
Max pressure		0.34MPa		0.18MPa		
Operation temperature		5~40°C				
Air inlet		G1/4B (PF1/4male)				
Air outlet		G1/4B (PF1/4male)				
Paint outlet		G3/8B (PF3/8male)×1		G3/8B (PF3/8male)×2		
Paint filter		60mesh		70mesh		
L×W×H		315×315×470mm	310×390×590mm	460×465×648mm	500×465×828mm	500×465×1,000mm
Approx.mass		14kg	23kg	31kg	38kg	42kg
Model of Paint Regulator		RR-56B				
Model of Air motor		AM-5C	AM-3C			
Options	Inner container	PTC-10W (6ℓ)	PTC-20W (14ℓ)	PTC-40W (28ℓ)	PTC-60W (46ℓ)	PTC-80W (62ℓ)
	Paint intermediate filter	TF-71:100mesh				



water base paint	
PT-10DW	PT-20DW
10ℓ (8.4ℓ/2.6ℓ)	20ℓ (18.8ℓ/4.9ℓ)
0.34MPa	
5~40°C	
G1/4B (PF1/4male)	
G1/4B (PF1/4male)	
G3/8B (PF3/8male)×1	
70mesh	
315×315×547mm	310×390×652mm
13kg	20kg
RR-56B	
PTC-10W (6ℓ)	PTC-20W (14ℓ)
—	HG-6B
—	

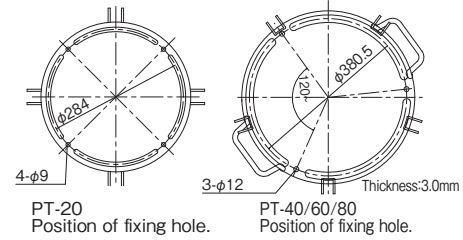
Paint tank for water base paint

- Interior wall has been treated to resist rust where it contacts paint. Powder coating on interior wall and two-component urethane coating on inner surface of lid. Inner containers of stainless steel are also available.
- Mixing handle, suction pipe, and bolts which become submerged in paint are stainless steel.
- Suction filter body, turbulence plate, support band, and fastening bands are electroless nickel-plate.
- Manual mixing blade is chrome-plate and automatic mixing blade is electroless nickel-plated.

Inner container

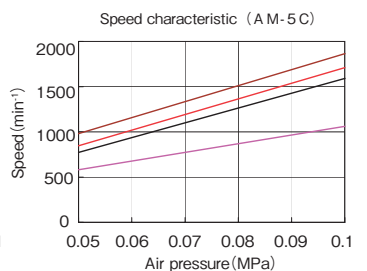
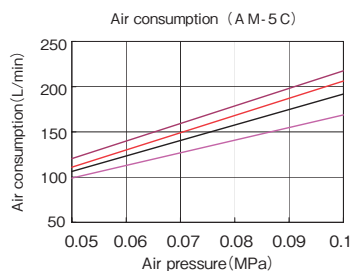
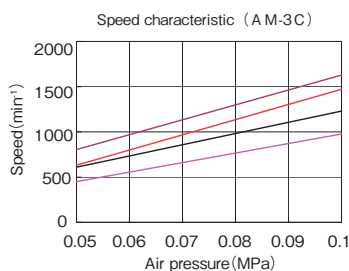
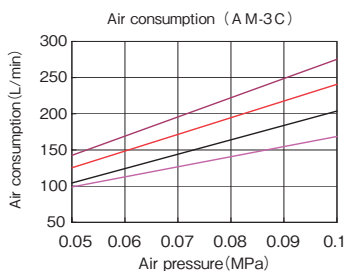
This container is used inside the paint pressure tank and is useful for work requiring frequent color change.

Caster base



Inner container

water base paint				
PT-10DMW	PT-20DMW	PT-40DMW	PT-60DMW	PT-80DMW
10ℓ (8.4ℓ/2.6ℓ)	20ℓ (18.8ℓ/4.9ℓ)	40ℓ (35.6ℓ/10.7ℓ)	60ℓ (52.6ℓ/10.7ℓ)	80ℓ (68.8ℓ/10.9ℓ)
0.34MPa		0.18MPa		
5~40°C				
G1/4B (PF1/4male)				
G1/4B (PF1/4male)				
G3/8B (PF3/8male)×1		G3/8B (PF3/8male)×2		
70mesh				
315×315×470mm	310×390×590mm	460×465×648mm	500×465×828mm	500×465×1,000mm
14kg	23kg	31kg	38kg	42kg
RR-56B				
AM-5C	AM-3C			
PTC-10W (6ℓ)	PTC-20W (14ℓ)	PTC-40W (28ℓ)	PTC-60W (46ℓ)	PTC-80W (62ℓ)
—				



Multi Spray Unit

The multi spray unit combines all the benefits of both airless spray and air spray.

1.Paint savings

The atomization process is similar to that of true airless spray but with the addition of air to improve atomization. You get all of the efficiencies of airless and the finish quality of air spray.

2.Great finish even with high viscosity paints.

Using medium pressure piston pumps let you spray heavy viscosity materials while providing additional atomizing air to provide a superior finish.

3.Excellent paint penetration

Using less air provides superior coverage in corners to reduce haloing.



MSU-2000C

Multi Spray Unit MSU-2000C

Unit Model	MSU-2000C	
Pump Model	PP-1171C	
Pressure ratio	17:1	
Range of operating air pressure	0~0.49MPa	
Max fluid pressure	9.8MPa	
Max output*1	3.5ℓ/min	
Operating paint viscosity*2	50s/NK-2 160cPs	
Operating temperature	5~40°C	
Air inlet	G1/4B (PF1/4male)	
Paint output	G1/4B (PF1/4male)	
Paint filter	50mesh	
Paint intermediate filter(TF-8)	100mesh	
L×W×H	500×500×895mm	
Approx.mass	23.5kg	
Compressor Required(for pump)	2.2kW	
Options	Spray gun	MSG-200
	Fluid hose	10m (NHS-510C)
	Air hose	10m (EAHU-6 Type)

*1 fluid:water, outlet pressure, number of paint way in part.

*2 The available viscosity changes by suction hose and output piping.

Multi spray gun

Type	Manual	Automatic
Model	MSG-200	MSA-200
Max fluid pressure	9.8MPa	
Normal atomizing air pressure	4.9MPa	
Fluid hose	0.15MPa	
Fluid hose connection	G1/4B (PF1/4male)	
Air hose connection	G1/4B (PF1/4male)	
Gun filter	200mesh	
Nozzle tip	NT-2004CMU	
Mass	525g	710g

*Operating paint viscosity is 10-15sec/NK-2.

Nozzle tip(MSG-200/MSA-200)

Model	Paint output		Pattern width
	mℓ/sec	ℓ/min	
NT-1502CMU	3.0	0.18	13~18cm
NT-1503CMU	4.5	0.27	
NT-2002CMU	4.0	0.24	18~23cm
NT-2003CMU	5.0	0.36	
NT-2004CMU	6.0	0.48	
NT-2005CMU	10.0	0.60	23~28cm
NT-2503CMU	7.5	0.45	
NT-2504CMU	10.0	0.60	28~33cm
NT-2505CMU	12.5	0.75	
NT-3003CMU	9.0	0.54	28~33cm
NT-3004CMU	12.0	0.72	
NT-3005CMU	15.0	0.90	
NT-3006CMU	18.0	1.08	33~38cm
NT-3503CMU	10.5	0.63	
NT-3504CMU	14.0	0.84	
NT-3505CMU	17.5	1.05	
NT-3506CMU	21.0	1.26	

* Paint output and pattern width are measured under the conditions of melamine paint, viscosity of 20 seconds/NK-2, paint pressure of 4.9MPa and full fan pattern at 250mm spray distance.



MSG-200




MSA-200

Mazeco

Feature of Mazeco series agitator

Advantage of Mazeco series agitator with radial piston air motor comparing vane type air motor;

- 1 It can adjust low-speed rotation without reduction gears
- 2 Simple mechanism and less parts because of non-reduction gears
- 3 Less fluctuation of revolution speed
- 4 Large reduction of air consumption



Middle sized air motor AM-6B and small sized air motor AM-7B are available.

ANEST IWATA air motor is helpful to improve working environment. Industrial Vaseline is applied as lubrication inside of air motor and exhaust air does not contain grease that may cause finishing problem of coating surface.

Mazeco BALL

Feature of Mazeco BALL series agitator

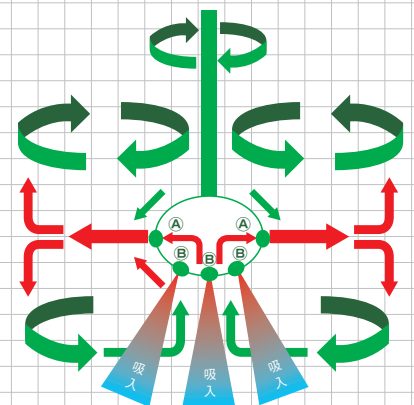
Mazeco BALL has changed stereotypes about agitating performance.

Mazeco BALL does not have an agitating blade, but it still keeps the agitating capability similar to a conventional propeller and crown type agitator blade. Mazeco BALL can agitate paint fully in the length and breadth of a paint container in such places like corners, behind suction hoses, etc.

Capable to use for liquids other than paint.

Both the agitating ball and shaft are made of 303-stainless steel. It's possible to use this for the agitation of various liquids, but is not designed for food and medical use.

- 1 The rotating agitating ball can apply centrifugal force to the fluid in horizontal hole section ㊸.
- 2 Negative pressure generated by the fluid discharged through horizontal hole section ㊸, then take the fluid through vertical hole section ㊹.
- 3 Discharged fluid rectifies swirls generated from the rotating agitating ball, which incurs the strongly agitated flows.

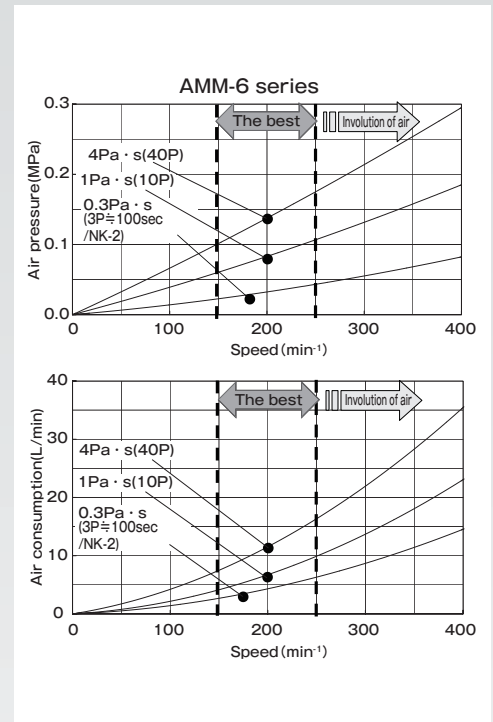


Principle

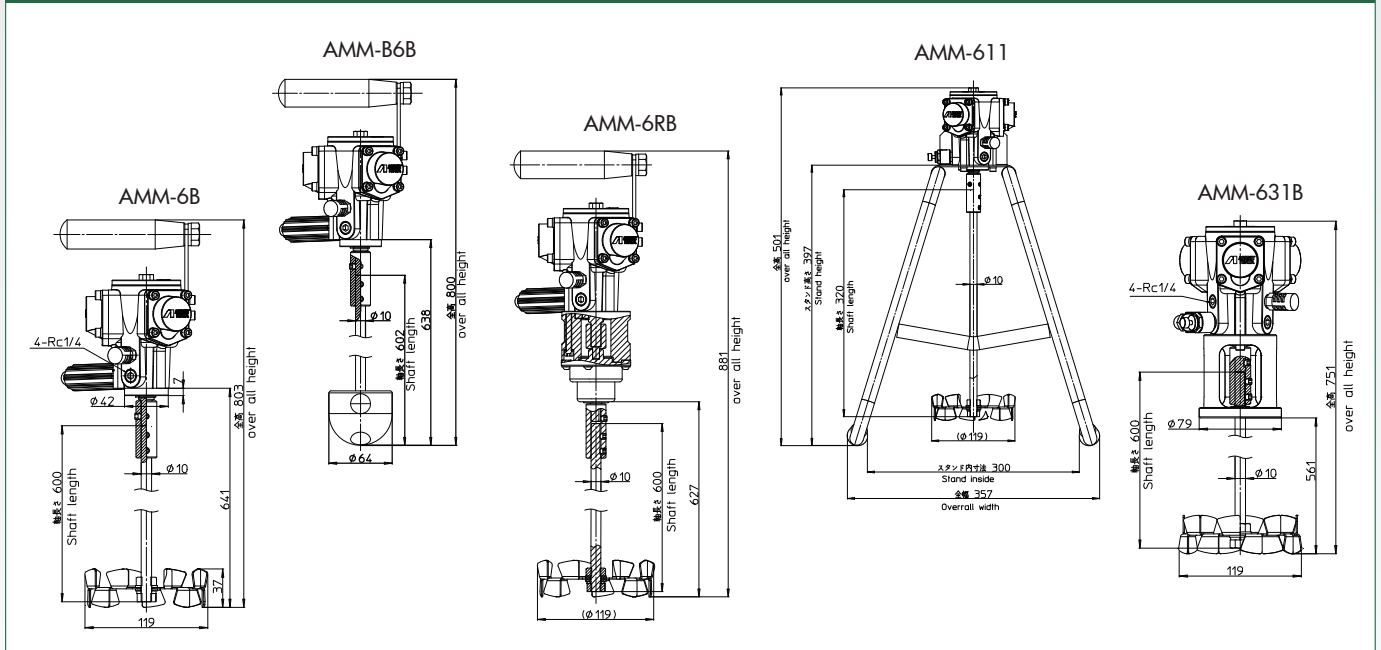
“Break your stereotype. Acknowledge the fact!”

• Agitator line-up

AM-6B Middle sized air motor AM-6B



Dimensions



Agitator model	AMM-6B	AMM-B6B ※	AMM-6RB	AMM-611	AMM-631B
Type	Handheld			Stand	For integration
Air motor model	AM-6B				
Reduction gear ratio	1:1		1:5	1:1	
Suitable viscosity range (ref.)	Less than 1Pa·s	Less than 200mPa·s	Less than 4Pa·s	Less than 1Pa·s	
Air inlet	G1/4" (BSP1/4" male)				
Blade material	Stainless steel 304	Stainless steel 303	Stainless steel 304		
Shaft material	Stainless steel 303				
weight	2.5kg	3.0kg	4.0kg	2.5kg	

※ Stirrer : MB-6460N

Small sized air motor AM-7B AM-7



AMM-712



AMM-724



AMM-721B



AMM-731B



HDP-705C

AMM-722B

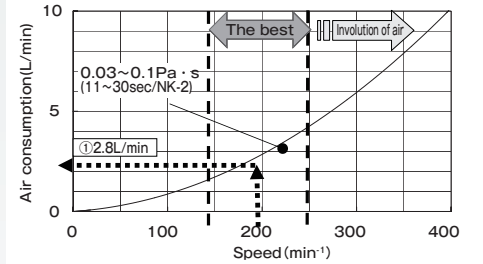
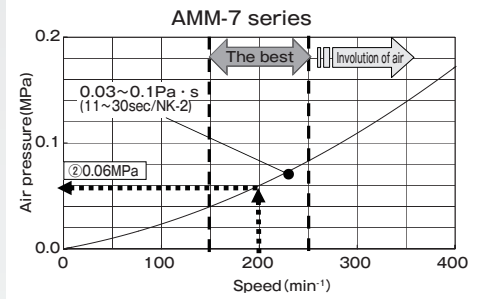
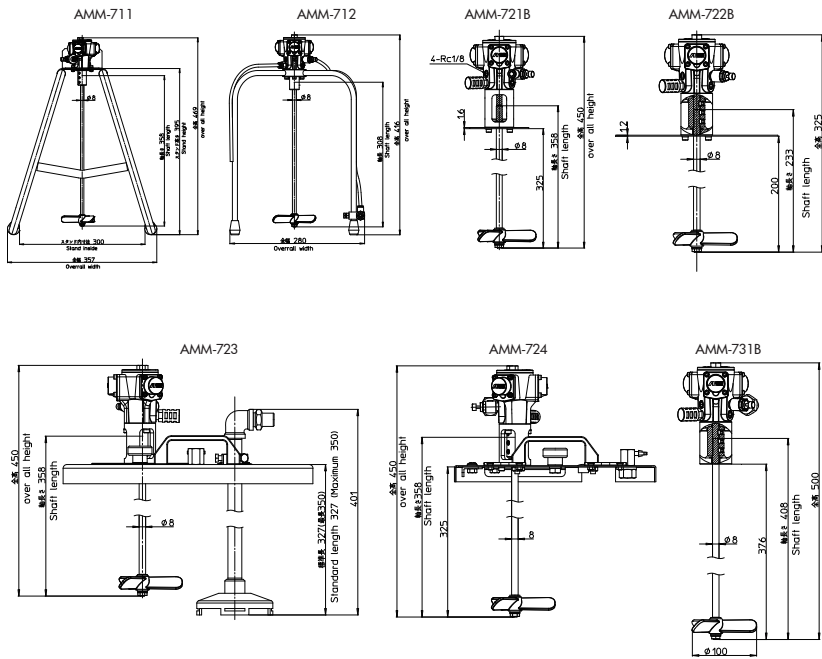


AMM-711



AMM-723

Dimensions

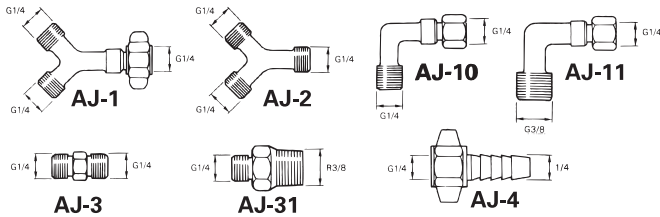


● How to read graph
When speed is 200min⁻¹ at AMM-7 series, Air consumption is 2.8litter Operating air pressure is 0.06MPa

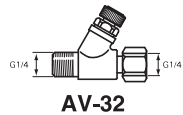
Agitator model	AMM-711	AMM-712	AMM-721B	AMM-722B	AMM-723	AMM-724	AMM-731B
Type	Stand for 18L square can	Stand for 4kg pail can	For elevated DPS pump	For HDP pump	For 20L pail can	For 18L square can	For integrati
Air motor model	AM-7B						
Reduction gear ratio	1:1						
Suitable viscosity range (ref.)	Less than 60mPa·s						
Air inlet	G1/4" (BSP1/4" male)		φ 6 quick connector		G1/4" (BSP1/4" male)		
Blade material	Polyacetal						
Shaft material	Stainless steel 303						
weight	2.7kg	2.7kg	1.0kg	1.1kg	3.5kg	2.9kg	0.8kg

Joists, Hoses

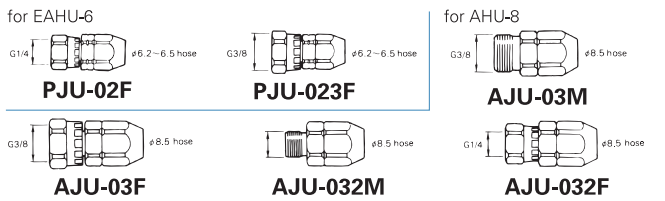
Air joint



Air valve

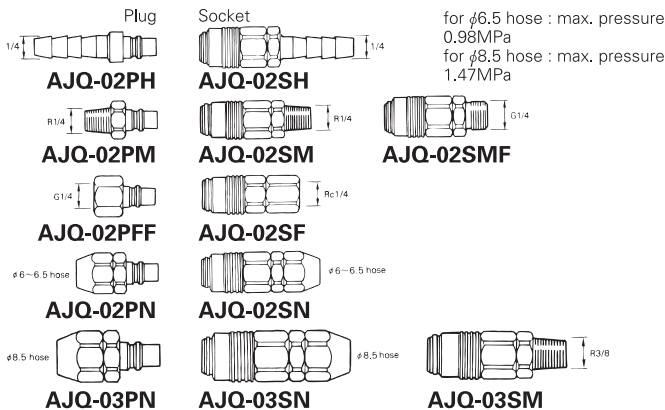


Joint for urethane air hose



※Joint for previous urethane air hose (AHU-6) are AJU-02F and AJU-02M.

Air quick joint (※2)



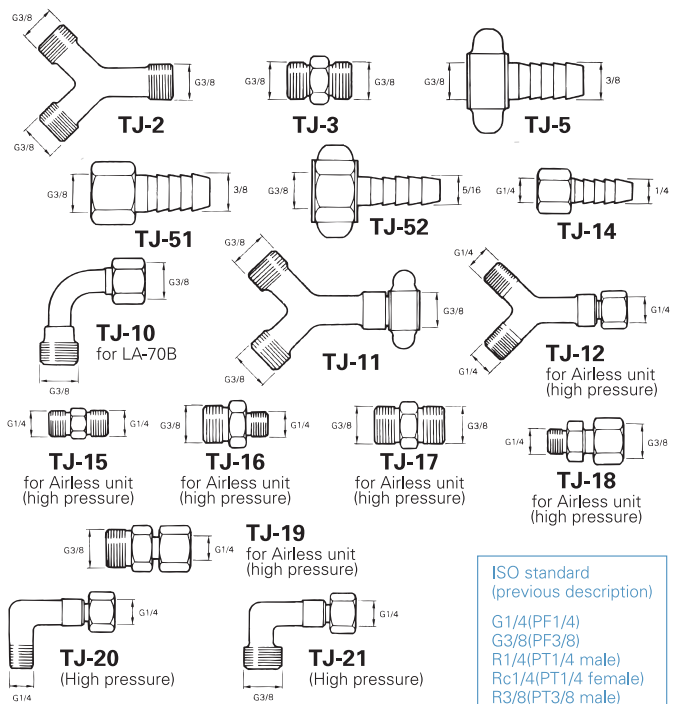
※1) ●For exclusive use as an air hose. DO NOT USE AS A FLUID HOSE
 ●When you do not use the grounding wire, do not take it out. But be sure to distinguish clearly between a hose which uses a grounding wire and one which does not use, in order to avoid wrong usage.

Air house (※2)

Model	Material	Inner dia. × outer dia. × length	Max. operating pressure
EAHU-620	Urethane with built-in grounding wire	φ6.2 × φ9.3 × 20m	1.47MPa
EAHU-630		φ6.2 × φ9.3 × 30m	
EAHU-650		φ6.2 × φ9.3 × 50m	
EAHU-6100		φ6.2 × φ9.3 × 100m	
EAHU-820		φ8.5 × φ12 × 20m	
EAHU-8100		φ8.5 × φ12 × 100m	
AHU-820B	Urethane	φ8.5 × φ12 × 20m	0.69MPa
AHU-830B		φ8.5 × φ12 × 30m	
AHU-850B		φ8.5 × φ12 × 50m	
AHU-8100B		φ8.5 × φ12 × 100m	

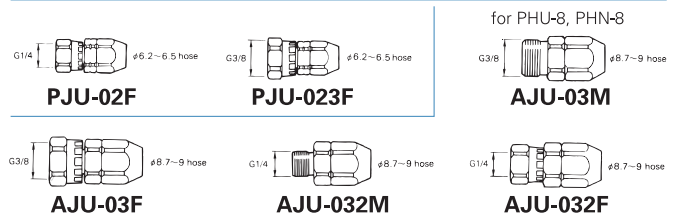
⚠ Caution : Caution: Handling of air hose with the grounded wire (※2)
 ●Connecting equipment must be grounded since this hose has a built-in grounded wire.
 ●Whether or not you use the grounded wire, never use this hose as an air hose to supply air to electrostatic spray equipment or isolation stand when you use low resistance paint. In such a case, use an urethane air hose (AHU-8) or fluid hose (PHU, PHN) as air hose.
 ●When you use the grounded wire, refer to the electrostatic spray equipment instruction manual and periodically check its conductivity. Never use a hose which has deteriorated or is cut.
 ●Never use this air hose as a fluid hose.
 ●When you do not use the grounded wire, do not take it out. But be sure to distinguish clearly between a hose which uses a grounded wire and one which does not use, in order to avoid wrong usage.

Fluid joint

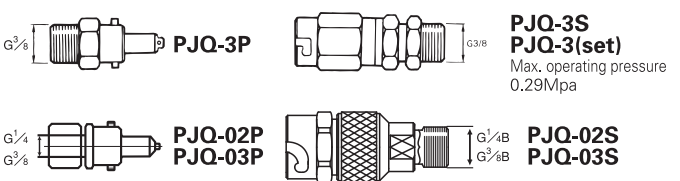


ISO standard (previous description)
 G1/4(PF1/4)
 G3/8(PF3/8)
 R1/4(PT1/4 male)
 Rc1/4(PT1/4 female)
 R3/8(PT3/8 male)

Joint for fluid hose



Fluid quick joint



Fluid hose (※3)

Model	Material	Inner dia. × outer dia. × length	Max. operating pressure
PHU-620	Urethane	φ6.2 × φ9.3 × 20m	0.69MPa
PHU-6100		φ6.2 × φ9.3 × 20m	
PHU-820		φ8.7 × φ12 × 20m	
PHU-8100		φ8.7 × φ12 × 20m	
PHN-620	Nylon	φ6.5 × φ9.5 × 20m	0.69MPa
PHN-6100		φ6.5 × φ9.5 × 100m	
PHN-820		φ8.9 × φ12.1 × 20m	
PHN-8100		φ8.9 × φ12.1 × 100m	
THU-620	Urethane (twin)	φ6.2 × φ9.3 × 2 × 20m	0.69MPa
THU-6100		φ6.2 × φ9.3 × 2 × 100m	

*Air hose side of THU-6 twin hose includes an orange string and the model's name.

⚠ Caution : Selection of fluid hose (※3)
 ●Do not use urethane hoses (PHU, THU) when you use ketonic solvents, two-component paints, urethane paints and thinners which easily dissolve or react since urethane hoses will crack and paint will fly. In such a case, use nylon fluid hose (PHN).

